

Curbstone Track Days

Circuit de Spa Francorchamps, length 7004 m

23.03.2019

Curbstone



Lap Analysis All Day Laps, 23.03.2019

4 KR GT3 CUP , Porsche 911 GT3 Cup 2019 500+A GTR /

theoretical besttime: 2:33.560

Lap	Time	S1	S2	S3	Lap	Time	S1	S2	S3
1	2:56.146		1:22.384	45.378	37	2:46.201	45.135	1:17.836	43.230
2	2:58.138	46.630	1:26.526	44.982	38	2:47.690	45.353	1:18.870	43.467
3	2:57.415	47.310	1:20.010		39	2:45.904	45.040	1:17.277	43.587
4	16:28.965	14:09	1:29.655	49.574	40	2:46.766	45.367	1:17.980	43.419
5	3:06.047	50.857	1:26.972	48.218	41	2:49.465	44.586	1:20.048	44.831
6	3:04.392	48.908	1:27.575	47.909	42	42:22.385	40:19	1:19.798	43.010
7	3:00.680	48.236	1:25.164	47.280	43	2:41.198	43.826	1:15.463	41.909
8	2:57.369	47.006	1:24.141	46.222	44	2:44.454	42.899	1:14.417	
9	2:58.521	47.736	1:23.768	47.017	45	5:45.490	3:50.302	1:13.901	41.287
10	2:54.677	47.654	1:21.410	45.613	46	2:36.345	42.594	1:12.775	40.976
11	2:54.961	47.107	1:23.008	44.846	47	2:41.619	43.426	1:13.251	
12	3:03.447	46.552	1:21.173		48	5:27.328	3:34.174	1:13.140	40.014
13	44:19.928	42:18	1:19.266	42.040	49	2:34.531	42.305	1:12.059	40.167
14	2:38.638	43.141	1:13.718		50	2:35.021	42.577	1:11.837	40.607
15	7:09.728	5:02.809	1:22.420	44.499	51	2:41.752	42.168	1:17.811	41.773
16	2:52.079	46.592	1:20.900	44.587	52	2:41.891	42.594	1:13.394	
17	2:52.460	46.404	1:21.210	44.846	53	44:28.782	42:28	1:18.798	41.220
18	2:51.079	46.725	1:19.949	44.405	54	2:34.734	42.802	1:11.378	
19	2:48.914	45.586	1:19.119	44.209	55	7:56.015	5:48.513	1:22.961	44.541
20	2:51.286	45.998	1:20.415	44.873	56	2:50.450	46.241	1:19.990	44.219
21	2:51.837	45.557	1:20.925	45.355	57	2:49.868	46.553	1:19.737	43.578
22	2:51.839	46.024	1:21.187	44.628	58	2:49.406	45.199	1:19.944	44.263
23	1:41:45.391	1:39:43	1:19.512	42.692	59	2:54.289	48.103	1:21.923	44.263
24	2:36.746	42.516	1:13.278		60	2:48.383	45.417	1:18.473	44.493
25	6:36.262	4:26.343	1:23.271	46.648	61	2:49.764	45.681	1:18.790	45.293
26	2:52.568	46.288	1:21.639	44.641	62	2:47.837	45.583	1:19.221	43.033
27	2:49.363	46.452	1:18.725	44.186	63	12:19.427	10:12	1:22.449	44.654
28	2:51.713	45.749	1:20.690	45.274	64	2:52.554	46.352	1:21.400	44.802
29	2:52.378	47.253	1:19.560	45.565	65	2:53.597	47.590	1:20.409	45.598
30	2:50.894	45.454	1:20.806	44.634	66	2:49.643	45.897	1:19.514	44.232
31	2:55.533	47.097	1:22.964	45.472	67	2:48.269	47.305	1:18.058	42.906
32	47:30.850	45:33	1:16.410	40.729	68	2:46.345	45.362	1:17.113	43.870
33	2:37.062	43.220	1:13.508		69	2:47.123	45.020	1:18.331	43.772
34	6:24.756	4:18.667	1:22.134	43.955	70	2:46.980	45.120	1:18.202	43.658
35	2:48.734	46.222	1:18.867	43.645	71	2:47.037	45.013	1:18.610	43.414
36	2:46.270	45.470	1:17.620	43.180					

Curbstone Track Days

Circuit de Spa Francorchamps, length 7004 m

23.03.2019

Curbstone



Lap Analysis All Day Laps, 23.03.2019

6 PM CAYMAN GT4 , Porsche Cayman GT4 Clubsport GTS /					theoretical besttime: 2:40.712				
Lap	Time	S1	S2	S3	Lap	Time	S1	S2	S3
1	3:30.251		1:39.596	54.086	31	2:52.367	47.351	1:19.634	45.382
2	3:17.108	51.957	1:31.255		32	2:56.212	48.803	1:20.327	47.082
3	9:53.033	7:40.326	1:24.347	48.360	33	2:50.075	47.512	1:18.710	43.853
4	00.000				34	3:08.724	46.863	1:25.498	
5	2:59.317	49.597	1:23.356	46.364	35	47:28.594	45:20	1:21.635	46.062
6	00.000				36	2:57.340	48.652	1:22.182	46.506
7	2:57.370	48.801	1:21.741	46.828	37	2:59.621	47.672	1:19.125	
8	3:10.421	50.406	1:25.998		38	6:50.269	4:43.315	1:20.042	46.912
9	15:00.100	12:49	1:23.248	47.095	39	2:56.104	48.493	1:20.205	47.406
10	2:54.367	48.358	1:20.113	45.896	40	3:14.511	52.290	1:27.982	
11	3:06.274	50.177	1:20.098		41	54:36.385	52:24	1:23.245	48.244
12	33:56.940	31:42	1:25.917	48.383	42	2:59.653	49.907	1:22.867	46.879
13	3:01.166	48.778	1:22.680	49.708	43	3:03.185	48.848	1:20.968	
14	8:03.745	5:51.882	1:26.496	45.367	44	11:44.019	9:32.068	1:23.459	48.492
15	2:50.473	47.748	1:17.789	44.936	45	2:56.081	48.485	1:21.354	46.242
16	2:58.576	47.502	1:18.560		46	3:03.125	48.124	1:24.655	50.346
17	33:20.666	31:08	1:24.168	47.885	47	3:09.080	49.260	1:21.415	
18	2:56.728	48.832	1:21.603	46.293	48	30:04.603	27:54	1:23.363	46.364
19	2:58.585	48.776	1:21.429	48.380	49	2:56.346	49.814	1:20.387	46.145
20	2:55.266	48.987	1:21.044	45.235	50	2:52.574	48.606	1:19.070	44.898
21	3:10.340	53.255	1:25.252		51	2:52.570	48.031	1:18.628	45.911
22	6:42.741	4:35.554	1:20.868	46.319	52	2:51.777	47.874	1:18.954	44.949
23	2:52.089	47.837	1:18.567	45.685	53	10:29.599	8:25.422	1:19.885	44.292
24	3:24.826	48.338	1:27.036		54	2:41.822	45.444	1:13.891	42.487
25	1:07:09.14	1:04:53	1:26.832	49.289	55	2:46.113	45.290	1:12.935	
26	2:56.631	49.464	1:20.551		56	9:12.547	7:04.968	1:20.727	46.852
27	42:57.241	40:45	1:25.224	46.236	57	2:51.838	48.358	1:19.034	44.446
28	2:58.593	48.622	1:23.531	46.440	58	2:53.365	48.221	1:18.636	46.508
29	2:55.253	47.903	1:21.727	45.623	59	3:02.723	48.069	1:21.301	
30	2:52.705	47.718	1:19.718	45.269					

Curbstone Track Days

Circuit de Spa Francorchamps, length 7004 m

23.03.2019

Curbstone



Lap Analysis All Day Laps, 23.03.2019

9 KH GT3 , Porsche GT3 2018 500 GTS /

theoretical besttime: 2:43.928

Lap	Time	S1	S2	S3	Lap	Time	S1	S2	S3
1	2:57.288		1:21.870	46.297	28	2:54.894	46.405	1:23.437	45.052
2	2:53.968	45.805	1:22.533	45.630	29	3:21.608	45.376	1:20.278	
3	2:49.225	45.502	1:18.731	44.992	30	1:53:54.33	1:51:52	1:17.936	43.873
4	2:48.365	45.467	1:18.914	43.984	31	2:50.885	46.048	1:20.828	44.009
5	2:52.475	47.875	1:18.031	46.569	32	2:54.744	45.610	1:24.909	44.225
6	2:53.561	46.989	1:21.127	45.445	33	2:59.475	46.901	1:24.712	47.862
7	2:48.262	46.916	1:17.076	44.270	34	2:47.816	45.898	1:18.088	43.830
8	2:48.853	45.301	1:19.952	43.600	35	2:49.829	45.493	1:17.916	46.420
9	3:08.263	47.625	1:19.090		36	3:25.034	50.430	1:35.658	
10	46:21.357	44:10	1:23.429	47.406	37	50:29.179	48:21	1:21.628	45.886
11	2:47.962	45.769	1:17.872	44.321	38	2:51.857	46.257	1:18.982	46.618
12	2:46.007	45.274	1:17.414	43.319	39	2:54.019	47.351	1:21.079	45.589
13	2:49.919	45.655	1:16.528	47.736	40	2:54.097	46.922	1:19.807	47.368
14	2:55.856	46.635	1:21.745	47.476	41	2:53.369	47.096	1:18.960	47.313
15	2:47.986	45.947	1:17.980	44.059	42	2:53.026	45.634	1:20.420	46.972
16	2:46.189	45.039	1:16.234	44.916	43	2:52.499	45.406	1:22.393	44.700
17	2:50.350	46.625	1:18.621	45.104	44	2:50.160	45.437	1:19.720	45.003
18	2:47.864	45.723	1:18.584	43.557	45	2:51.798	46.503	1:19.873	45.422
19	2:45.727	46.484	1:16.588	42.655	46	49:35.613	47:18	1:28.050	48.905
20	49:09.655	47:00	1:22.656	46.983	47	3:01.240	52.165	1:23.450	45.625
21	2:50.007	46.768	1:19.489	43.750	48	3:14.292	45.474	1:18.510	
22	2:49.309	47.155	1:17.909	44.245	49	9:26.235	7:21.829	1:19.709	44.697
23	2:47.182	45.868	1:16.537	44.777	50	2:53.152	46.436	1:22.700	44.016
24	2:49.141	46.615	1:18.842	43.684	51	3:00.642	45.974	1:22.565	52.103
25	2:49.679	45.279	1:20.384	44.016	52	2:52.017	48.489	1:18.720	44.808
26	2:46.943	45.166	1:18.530	43.247	53	2:52.186	46.372	1:21.202	44.612
27	2:52.360	45.840	1:22.993	43.527					

Curbstone Track Days

Circuit de Spa Francorchamps, length 7004 m

23.03.2019

Curbstone



Lap Analysis All Day Laps, 23.03.2019

10 VDTHEMS CAYMAN #10 , Porsche Cayman 2011 300 GTS /					theoretical besttime: 2:49.096				
Lap	Time	S1	S2	S3	Lap	Time	S1	S2	S3
1	10:15.969		2:10.158	1:13.381	27	3:50.710	59.994	1:39.031	
2	5:04.446	1:10.855	2:11.929		28	7:07.603	4:30.850	1:40.114	56.639
3	42:48.966	39:30	2:09.004	1:09.738	29	3:22.888	55.337	1:33.048	54.503
4	4:00.291	1:07.584	1:51.099	1:01.608	30	23:29.934	21:15	1:26.503	48.272
5	3:45.874	1:02.778	1:44.848	58.248	31	2:53.563	49.213	1:18.838	45.512
6	3:41.567	1:00.970	1:39.780		32	2:56.609	48.296	1:18.032	
7	7:23.873	4:23.461	1:57.175	1:03.237	33	7:10.706	5:04.484	1:20.435	45.787
8	3:59.523	1:04.333	1:50.326	1:04.864	34	3:00.919	48.332	1:18.154	
9	3:58.205	1:05.343	1:48.533	1:04.329	35	10:10.542	7:42.172	1:35.076	53.294
10	48:34.129	45:42	1:51.571	1:00.240	36	3:15.765	53.901	1:31.191	50.673
11	3:40.191	59.998	1:42.256	57.937	37	3:55.454	52.143	1:37.437	
12	3:32.781	56.850	1:40.433	55.498	38	9:14.583	6:37.062	1:41.875	55.646
13	3:34.707	56.053	1:37.295		39	3:18.745	55.577	1:31.041	52.127
14	6:42.058	4:01.080	1:44.219	56.759	40	3:16.260	53.705	1:30.440	52.115
15	3:35.344	1:00.914	1:37.801	56.629	41	3:10.526	52.128	1:28.244	50.154
16	3:50.654	56.153	1:38.246		42	21:35.881	19:29	1:20.424	46.392
17	1:53:33.85	1:50:54	1:41.771	57.630	43	2:52.665	48.750	1:18.767	45.148
18	3:34.712	58.175	1:39.732	56.805	44	3:05.046	48.168	1:17.805	
19	3:40.810	1:01.480	1:41.864	57.466	45	5:03.630	3:00.003	1:18.423	45.204
20	3:37.009	1:00.560	1:39.458	56.991	46	2:49.832	47.664	1:17.603	44.565
21	3:41.435	57.449	1:40.213	1:03.773	47	2:55.752	47.756	1:16.867	
22	3:39.065	59.790	1:41.400	57.875	48	14:54.867	12:50	1:19.007	45.232
23	47:45.155	44:58	1:46.612	1:00.189	49	2:50.818	48.235	1:17.843	44.740
24	3:46.483	59.541	1:43.990	1:02.952	50	2:50.972	48.432	1:17.495	45.045
25	3:30.994	56.272	1:36.016	58.706	51	3:01.206	47.898	1:18.157	
26	4:18.752	56.790	1:37.039	1:44.923					

11 FM GT3 CUP #11 , Porsche 911 GT3 Cup Gen II 201 GTR /					theoretical besttime: 2:23.720				
Lap	Time	S1	S2	S3	Lap	Time	S1	S2	S3
1	00.000				24	2:27.499	40.783	1:08.254	38.462
2	2:33.601	42.837		1:50.764	25	2:27.306	40.829	1:07.863	38.614
3	2:31.917	42.577	1:08.987	40.353	26	2:26.552	40.789	1:07.671	38.092
4	2:28.497	41.635	1:08.140	38.722	27	2:30.901	41.667	1:09.980	39.254
5	2:28.238	41.367	1:08.427	38.444	28	2:26.352	40.750	1:07.489	38.113
6	2:31.139	41.108	1:11.468	38.563	29	2:27.898	40.644	1:08.530	38.724
7	2:27.552	41.208	1:07.807	38.537	30	2:26.520	40.997	1:07.436	38.087
8	2:32.587	42.035	1:09.357		31	2:28.022	40.578	1:09.352	38.092
9	8:32.597	6:43.092	1:10.112	39.393	32	2:26.713	40.641	1:07.938	38.134
10	2:28.997	41.340	1:09.206	38.451	33	2:30.192	40.851	1:08.866	
11	2:34.965	41.148	1:07.735		34	56:46.370	54:33	1:29.920	42.979
12	46:01.500	43:58	1:15.298	47.226	35	2:28.296	41.284	1:08.118	38.894
13	2:31.871	41.886	1:10.769	39.216	36	2:25.292	40.480	1:07.510	37.302
14	2:33.140	41.594	1:10.354		37	2:27.015	40.363	1:08.791	37.861
15	6:32.508	4:29.458	1:20.583	42.467	38	2:24.290	40.391	1:06.674	37.225
16	2:30.899	42.065	1:10.396	38.438	39	2:25.045	40.287	1:06.597	38.161
17	2:26.207	41.013	1:07.192	38.002	40	2:29.535	42.102	1:07.514	
18	2:24.919	40.516	1:06.497	37.906	41	52:43.640	50:46	1:15.194	42.379
19	2:27.274	41.836	1:07.183	38.255	42	2:29.737	41.451	1:09.676	38.610
20	2:24.890	40.399	1:06.761	37.730	43	2:25.513	40.535	1:07.266	37.712
21	2:27.481	40.436	1:07.348		44	2:24.497	40.154	1:06.741	37.602
22	1:38:24.38	1:36:27	1:16.764	40.091	45	2:24.265	39.998	1:06.712	37.555
23	2:29.397	41.656	1:08.882	38.859	46	2:27.941	40.236	1:07.391	

Curbstone Track Days

Circuit de Spa Francorchamps, length 7004 m

23.03.2019

Curbstone



Lap Analysis All Day Laps, 23.03.2019

12 VDTHEMS CAYMAN #12 , Porsche Cayman GTS 2011 300 GTS /

theoretical besttime: 3:16.406

Lap	Time	S1	S2	S3	Lap	Time	S1	S2	S3
1	3:43.833		1:41.644	55.713	20	3:22.043	57.216	1:31.364	53.463
2	3:38.049	1:02.747	1:35.965		21	3:26.648	59.994	1:32.997	53.657
3	49:12.858			56.269	22	3:27.654	57.138	1:30.624	
4	3:40.958	1:02.336	1:35.111		23	46:33.669			53.510
5	6:00.431	3:25.517	1:38.563	56.351	24	3:27.674	59.632	1:33.938	54.104
6	3:42.718	1:03.424	1:37.697		25	3:25.568	58.200	1:33.462	53.906
7	7:18.248	4:40.201	1:41.480	56.567	26	3:25.759	57.751	1:34.556	53.452
8	3:38.200	1:02.026	1:39.332	56.842	27	3:36.920	58.622	1:35.937	
9	3:46.169	1:00.749	1:38.529		28	7:53.734	5:05.652	1:45.599	1:02.483
10	47:08.557			57.500	29	3:46.277	1:04.128	1:43.333	58.816
11	3:32.935	59.893	1:38.012	55.030	30	49:19.753	46:50	1:35.741	53.680
12	3:37.479	58.633	1:36.946		31	3:19.217	56.637	1:31.163	51.417
13	7:43.550	4:47.656	1:49.601	1:06.293	32	3:17.234	56.193	1:28.796	52.245
14	3:48.577	1:06.714	1:41.670	1:00.193	33	4:25.415	1:08.750	1:51.080	
15	3:46.745	1:05.353	1:40.484	1:00.908	34	7:38.490	5:00.791	1:40.995	56.704
16	4:02.673	1:05.368	1:38.538		35	3:29.926	59.506	1:36.933	53.487
17	1:51:59.591	1:49:12	1:40.429		36	3:31.990	1:00.336	1:36.722	54.932
18	5:36.947	3:06.609	1:36.874	53.464	37	3:30.897	1:01.449	1:35.458	53.990
19	3:23.822	58.556	1:32.272	52.994					

20 MAX 458 CH , Ferrari 458 Challenge GTR /

theoretical besttime: 2:38.016

Lap	Time	S1	S2	S3	Lap	Time	S1	S2	S3
1	00.000				26	2:53.104	47.167	1:21.211	44.726
2	2:43.851	45.273	1:10.410		27	2:49.977	46.602	1:19.615	43.760
3	5:02.042				28	2:53.639	46.164	1:23.267	44.208
4	3:01.327	49.654	1:25.941	45.732	29	2:59.736	47.245	1:20.759	
5	2:56.653	46.766	1:22.365	47.522	30	50:08.924	48:01	1:22.118	45.799
6	2:56.455	46.541	1:23.349	46.565	31	2:49.116	46.153	1:19.199	43.764
7	2:54.957	46.019	1:24.734	44.204	32	2:47.881	45.768	1:18.875	43.238
8	2:53.423	46.226	1:23.469	43.728	33	2:51.822	45.907	1:20.161	45.754
9	2:52.957	46.662	1:20.587	45.708	34	2:48.462	45.325	1:18.935	44.202
10	3:02.059	48.136	1:21.782		35	2:47.845	45.674	1:18.418	43.753
11	50:47.821	48:27	1:29.385	51.166	36	2:48.329	46.280	1:18.767	43.282
12	2:53.676	48.642	1:21.095	43.939	37	2:45.555	45.146	1:17.407	43.002
13	2:50.428	46.724	1:19.934	43.770	38	2:50.587	45.363	1:20.847	44.377
14	2:51.086	45.765	1:19.410	45.911	39	2:58.380	45.465	1:20.560	
15	2:49.590	47.386	1:18.583	43.621	40	43:39.773	41:33	1:21.403	44.613
16	2:49.631	45.792	1:20.849	42.990	41	2:50.356	47.056	1:19.490	43.810
17	2:46.464	45.283	1:17.588	43.593	42	2:50.489	45.607	1:19.453	45.429
18	2:48.617	45.044	1:19.337	44.236	43	2:51.587	45.685	1:20.600	45.302
19	3:03.424	45.699	1:24.031		44	2:48.381	45.850	1:18.341	44.190
20	4:39.705	2:35.162	1:20.356	44.187	45	2:46.064	44.819	1:17.461	43.784
21	1:43:33.551	1:41:16	1:28.454	48.614	46	2:44.702	44.616	1:16.809	43.277
22	3:01.739	48.473	1:24.144	49.122	47	2:46.270	45.031	1:17.832	43.407
23	3:00.037	47.232	1:21.451		48	2:46.208	45.597	1:17.541	43.070
24	4:45.079	2:40.156	1:19.770	45.153	49	2:46.612	44.823	1:17.284	44.505
25	2:52.225	46.659	1:20.678	44.888	50	3:03.021	48.334	1:24.132	

Curbstone Track Days

Circuit de Spa Francorchamps, length 7004 m

23.03.2019

Curbstone



Lap Analysis All Day Laps, 23.03.2019

21 GRT HURACAN GT3#1 , Lamborghini Huracan GT3 2017 GTR /

theoretical besttime: 2:17.647

Lap	Time	S1	S2	S3	Lap	Time	S1	S2	S3
1	2:24.210		1:05.991	37.610	32	2:19.280	39.425	1:03.602	36.253
2	2:22.117	40.250	1:04.892	36.975	33	43:20.948	41:38	1:05.849	37.051
3	2:22.480	39.829	1:03.359		34	2:19.903	39.780	1:03.791	36.332
4	8:12.998	6:28.822	1:07.156	37.020	35	2:20.105	39.502	1:03.835	36.768
5	2:31.118	40.798	1:04.265	46.055	36	2:20.107	39.516	1:03.908	36.683
6	2:18.268	39.284	1:02.545	36.439	37	2:20.224	39.367	1:04.456	36.401
7	44:36.230	42:53	1:05.673	37.266	38	2:21.958	39.565	1:05.122	37.271
8	2:20.738	39.965	1:04.431	36.342	39	2:24.369	39.693	1:04.036	
9	2:20.161	39.458	1:04.419	36.284	40	6:23.825	4:41.471	1:05.796	36.558
10	2:18.779	39.513	1:03.167	36.099	41	2:21.950	39.766	1:04.525	37.659
11	2:18.557	39.580	1:02.983	35.994	42	2:24.054	39.880	1:06.175	37.999
12	2:24.665	39.713	1:05.249		43	2:23.282	41.593	1:04.687	37.002
13	9:14.018	7:30.866	1:06.269	36.883	44	2:20.648	39.717	1:04.206	36.725
14	2:18.821	39.442	1:03.152	36.227	45	47:04.369	45:21	1:06.507	36.729
15	2:29.340	39.762	1:04.066	45.512	46	2:21.638	39.875	1:04.827	36.936
16	2:29.298	39.280	1:03.315	46.703	47	2:22.451	39.683	1:05.606	37.162
17	2:18.428	39.249	1:02.887	36.292	48	2:22.601	39.911	1:05.025	
18	2:01:57.871	2:00:14	1:06.465	36.728	49	5:33.188	3:53.466	1:03.272	36.450
19	2:18.656	39.259	1:03.324	36.073	50	2:20.352	39.237	1:04.272	36.843
20	4:46.491	2:56.929	1:04.826		51	2:19.455	39.108	1:03.208	37.139
21	44:30.538	42:45	1:07.067	37.475	52	2:23.772	43.015	1:04.345	36.412
22	2:21.587	39.943	1:05.024	36.620	53	2:20.928	40.857	1:03.594	36.477
23	2:21.593	39.643	1:05.326	36.624	54	2:19.409	39.314	1:03.707	36.388
24	2:22.954	40.073		1:42.881	55	2:19.054	39.330	1:03.459	36.265
25	2:24.082	39.588	1:05.750	38.744	56	2:21.306	39.254	1:03.973	
26	2:25.505	40.035	1:06.926		57	6:16.728	4:31.942	1:06.333	38.453
27	7:47.965	6:06.903	1:04.609	36.453	58	2:20.167	39.879	1:03.675	36.613
28	2:21.846	39.817	1:04.152	37.877	59	2:25.394	39.579	1:05.546	40.269
29	2:19.418	39.583	1:03.630	36.205	60	2:19.779	39.325	1:03.993	36.461
30	2:19.721	39.800	1:03.504	36.417	61	2:20.916	39.392	1:04.091	
31	2:19.405	39.377	1:03.682	36.346					

Curbstone Track Days

Circuit de Spa Francorchamps, length 7004 m

23.03.2019

Curbstone



Lap Analysis All Day Laps, 23.03.2019

22 GRT HURACAN GT3#2 , Lamborghini Huracan GT3 2017 GTR /					theoretical besttime: 2:03.679				
Lap	Time	S1	S2	S3	Lap	Time	S1	S2	S3
1	00.000				38	2:22.322	39.325	1:05.398	37.599
2	2:25.523	40.758	1:05.538	39.227	39	2:24.766	40.627	1:05.699	38.440
3	00.000				40	2:21.398	39.125	1:03.431	
4	4:44.010	3:01.665	1:05.526	36.819	41	1:04:52.65	1:03:10	1:04.839	37.006
5	2:33.022	39.586	1:05.848	47.588	42	2:19.442	39.570	1:03.464	36.408
6	2:24.710	39.974	1:04.289		43	2:22.454	39.230	1:04.898	38.326
7	11:27.223	9:41.724	1:06.282	39.217	44	2:20.288	39.485	1:03.469	37.334
8	2:18.169	39.285	1:03.058	35.826	45	2:19.067	39.193	1:03.469	36.405
9	2:17.529	39.054	1:02.637	35.838	46	2:23.720	39.444	1:04.116	
10	2:22.418	39.170	1:06.390	36.858	47	7:25.498	5:42.386	1:06.042	37.070
11	2:21.312	39.776	1:03.220		48	2:20.098	39.255	1:03.855	36.988
12	43:48.381	42:04	1:06.655	36.918	49	2:21.222	39.015	1:04.832	37.375
13	2:18.034	39.306	1:02.841	35.887	50	2:21.648	39.401	1:03.919	
14	2:17.849	39.055	1:02.681	36.113	51	50:34.980	48:53	1:05.799	36.148
15	2:17.862	39.060	1:02.763	36.039	52	2:17.791	39.310	1:02.354	36.127
16	2:35.744	40.559	1:13.336	41.849	53	2:17.987	39.012	1:02.700	36.275
17	2:17.982	39.067	1:02.986	35.929	54	2:31.279	39.097	1:07.251	
18	2:47.341	43.948	1:15.099		55	4:50.366	2:59.916	1:05.851	44.599
19	6:15.231	4:32.291	1:05.260	37.680	56	2:18.884	39.291	1:03.185	36.408
20	2:19.275	39.645	1:03.508	36.122	57	2:18.698	39.322	1:02.952	36.424
21	2:21.389	39.398	1:03.452	38.539	58	2:19.706	39.130	1:03.167	
22	2:19.120	39.199	1:03.691	36.230	59	5:07.160	3:26.346	1:04.257	36.557
23	2:18.795	39.313	1:03.345	36.137	60	2:21.340	39.323	1:04.679	37.338
24	2:25.818	38.819	1:06.058		61	2:21.095	39.339	1:04.606	37.150
25	1:39:49.54	1:37.49	1:16.883	43.260	62	2:25.755	39.235	1:03.950	
26	2:34.364	43.931	1:09.242	41.191	63	5:25.059	3:32.594	1:06.731	45.734
27	2:31.141	42.922	1:07.468	40.751	64	2:32.393	39.116	1:08.111	45.166
28	2:25.210	40.922	1:06.587	37.701	65	2:18.910	39.279	1:03.179	36.452
29	2:23.506	40.558	1:05.416	37.532	66	2:28.746	39.719	1:05.440	43.587
30	2:25.115	42.857	1:05.156	37.102	67	2:26.200	42.833	1:04.990	
31	2:24.997	40.095	1:05.357		68	4:50.278	3:08.654	1:04.534	37.090
32	4:34.135	2:52.134	1:05.165	36.836	69	2:23.589	40.210	1:04.974	38.405
33	2:25.106	39.966	1:06.244	38.896	70	2:24.562	39.994	1:07.884	36.684
34	2:25.180	2:02.674		22.506	71	2:25.786	40.236	1:08.564	36.986
35	2:22.811	40.305	1:04.692		72	2:25.410	40.318	1:07.995	37.097
36	45:51.879	44:07	1:05.872	38.345	73	2:22.480	39.893	1:05.752	36.835
37	2:19.036	39.616	1:03.400	36.020					

Curbstone Track Days

Circuit de Spa Francorchamps, length 7004 m

23.03.2019

Curbstone



Lap Analysis All Day Laps, 23.03.2019

23 SRT AMG GT4 , Mercedes AMG GT4 GTR /

theoretical besttime: 2:32.209

Lap	Time	S1	S2	S3	Lap	Time	S1	S2	S3
1	2:42.765		1:16.497	40.980	29	2:35.290	43.386	1:10.488	41.416
2	2:38.348	44.361	1:12.722	41.265	30	2:34.598	43.408	1:10.469	40.721
3	2:39.785	43.846	1:14.963	40.976	31	49:38.526	47:42	1:13.874	42.368
4	2:36.248	43.955	1:11.515	40.778	32	2:35.704	43.481	1:11.783	40.440
5	2:35.953	43.734	1:11.814	40.405	33	2:34.134	43.225	1:10.572	40.337
6	2:42.545	43.679	1:12.579		34	2:34.526	43.241	1:11.156	40.129
7	7:18.826	5:24.444	1:12.751	41.631	35	2:35.023	43.282	1:11.601	40.140
8	2:36.630	43.764	1:12.254	40.612	36	2:34.404	43.306	1:10.245	40.853
9	44:05.933	42:07	1:17.176	41.314	37	2:36.798	43.451	1:10.831	
10	2:36.455	43.848	1:11.573	41.034	38	56:14.511	54:20	1:13.004	40.876
11	2:35.278	43.286	1:10.646	41.346	39	2:37.016	43.893	1:11.981	41.142
12	2:33.973	43.295	1:10.498	40.180	40	2:35.383	43.272	1:11.578	40.533
13	2:34.008	43.275	1:10.512	40.221	41	2:34.422	43.073	1:10.961	40.388
14	2:39.297	43.372	1:11.266		42	2:37.894	44.200	1:10.712	
15	5:35.559	3:41.624	1:13.413	40.522	43	6:42.370	4:50.022	1:11.664	40.684
16	2:34.804	43.702	1:10.909	40.193	44	2:34.366	43.113	1:10.829	40.424
17	2:32.739	43.117	1:09.808	39.814	45	2:34.282	43.371	1:10.500	40.411
18	2:32.660	42.966	1:09.957	39.737	46	2:34.743	43.372	1:10.796	40.575
19	2:42.295	42.952	1:12.081		47	2:34.532	42.889	1:11.126	40.517
20	1:42:10.03	1:40:12	1:16.098	41.084	48	50:53.830	48:59	1:13.008	41.052
21	2:36.737	44.021	1:11.518	41.198	49	2:35.093	43.239	1:11.124	40.730
22	2:35.725	43.736	1:10.842	41.147	50	2:35.919	43.316	1:10.942	41.661
23	2:35.203	43.497	1:11.095	40.611	51	2:38.173	43.326	1:10.927	
24	2:36.872	43.411	1:11.357	42.104	52	8:55.368	7:03.077	1:11.917	40.374
25	2:38.405	43.667	1:11.073		53	2:33.171	43.271	1:09.872	40.028
26	6:01.357	4:06.909	1:13.561	40.887	54	2:34.630	42.685	1:09.938	42.007
27	2:33.166	42.939	1:10.146	40.081	55	2:33.353	42.867	1:10.367	40.119
28	2:32.801	43.139	1:09.787	39.875	56	2:32.828	42.784	1:10.136	39.908

Curbstone Track Days

Circuit de Spa Francorchamps, length 7004 m

23.03.2019

Curbstone



Lap Analysis All Day Laps, 23.03.2019

24 FOREST HURACAN ST , Lamborghini Huracan ST GTR /					theoretical besttime: 2:28.365				
Lap	Time	S1	S2	S3	Lap	Time	S1	S2	S3
1	25:54.505				33	2:35.603	42.053	1:13.043	40.507
2	3:20.928	58.252	1:30.269		34	2:48.181	42.562	1:16.568	
3	6:58.298	4:43.184	1:24.941		35	5:56.306	4:01.371	1:14.045	40.890
4	5:03.366	3:02.653	1:18.946	41.767	36	2:34.736	41.341	1:12.905	40.490
5	2:32.118	41.911	1:11.058	39.149	37	2:38.065	42.004	1:15.204	40.857
6	2:32.327	42.295	1:10.047	39.985	38	2:43.221	42.863	1:13.060	
7	2:30.804	40.676	1:09.496	40.632	39	5:56.150	3:57.423	1:18.240	40.487
8	2:29.496	41.068	1:08.954	39.474	40	42:56.687	40:44	1:28.675	43.604
9	42:44.915	40:34	1:25.342	44.784	41	2:34.560	42.061	1:12.842	39.657
10	2:38.097	43.362	1:14.536	40.199	42	2:39.709	41.931	1:11.622	
11	2:33.273	41.474	1:11.606	40.193	43	5:40.577	3:46.169	1:14.118	40.290
12	2:30.525	41.370	1:09.867	39.288	44	2:33.754	41.342	1:11.889	40.523
13	2:31.373	41.400	1:10.180	39.793	45	2:38.505	41.656	1:11.848	
14	2:51.780	45.059	1:18.090		46	5:13.649	3:22.557	1:11.306	39.786
15	6:33.808	4:41.455	1:12.338	40.015	47	2:31.424	41.899	1:10.350	39.175
16	2:31.623	41.598	1:10.092	39.933	48	2:31.894	40.653	1:10.869	40.372
17	2:32.996	41.357	1:10.778	40.861	49	2:30.971	40.936	1:10.467	39.568
18	2:30.412	41.208	1:10.067	39.137	50	2:48.461	41.220	1:16.569	
19	2:30.758	41.000	1:09.780	39.978	51	43:33.265	41:36	1:16.125	40.614
20	2:39.239	41.287	1:11.132		52	2:33.408	41.978	1:11.556	39.874
21	1:41:32.98	1:39:09	1:32.404	50.790	53	2:32.730	41.457	1:11.483	39.790
22	2:36.218	42.493	1:12.639	41.086	54	2:32.910	41.514	1:11.589	39.807
23	2:39.811	41.537	1:11.716		55	2:33.328	41.422	1:11.794	40.112
24	6:20.942	4:28.631	1:11.871	40.440	56	2:42.288	41.799	1:12.344	
25	2:31.282	41.656	1:10.470	39.156	57	5:14.423	3:21.009	1:13.592	39.822
26	2:36.643	41.222	1:10.687		58	2:36.084	41.915	1:13.224	40.945
27	6:03.234	4:11.804	1:12.539	38.891	59	2:44.286	42.003	1:13.258	
28	2:30.759	41.122	1:10.352	39.285	60	5:07.121	3:13.918	1:12.790	40.413
29	2:30.760	41.161	1:10.841	38.758	61	2:39.885	41.997	1:12.841	
30	44:27.269	42:25	1:19.535	42.584	62	6:56.307	5:01.493	1:13.468	41.346
31	2:38.176	42.940	1:14.226	41.010	63	2:40.764	41.934	1:12.226	
32	2:35.890	42.129	1:12.883	40.878	64	23:44.854			

25 PT GT2RS , Porsche GT2RS 2018 700 GTS /					theoretical besttime: 2:53.972				
Lap	Time	S1	S2	S3	Lap	Time	S1	S2	S3
1	3:13.477		1:31.963	48.671	16	3:02.779	49.649	1:26.377	46.753
2	3:03.704	47.559	1:27.537	48.608	17	3:01.053	47.689	1:24.885	48.479
3	3:28.652	47.203	1:26.700		18	3:00.318	48.374	1:22.991	48.953
4	48:03.861	45:45	1:30.144	48.354	19	2:58.465	47.004	1:24.620	46.841
5	3:00.139	49.908	1:24.245	45.986	20	2:58.153	47.256	1:24.748	46.149
6	3:02.771	47.522	1:26.068	49.181	21	3:06.970	50.907	1:24.610	51.453
7	2:56.798	45.221	1:24.716	46.861	22	3:59.823	1:05.735	1:42.286	
8	3:05.859	45.507	1:25.632	54.720	23	52:16.146	49:56	1:31.796	48.143
9	4:29.637	1:11.394	1:53.434		24	3:08.145	51.155	1:26.784	50.206
10	3:14:49.39	3:12:34	1:24.557	50.597	25	3:50.523	48.351	1:32.924	
11	3:37.886	56.179	1:33.877		26	9:40.673	7:23.934	1:26.001	50.738
12	6:50.740	4:37.674	1:27.306	45.760	27	3:01.015	48.630	1:25.883	46.502
13	3:06.180	46.725	1:28.543	50.912	28	2:57.636	46.967	1:23.854	46.815
14	2:55.699	46.101	1:23.127	46.471	29	3:02.849	50.186	1:23.771	48.892
15	50:56.063	48:34	1:30.442	51.388					

Curbstone Track Days

Circuit de Spa Francorchamps, length 7004 m

23.03.2019

Curbstone



Lap Analysis All Day Laps, 23.03.2019

26 FMA 488 CHALLENGE , Ferrari 488 Challenge GTR /

theoretical besttime: 2:29.074

Lap	Time	S1	S2	S3	Lap	Time	S1	S2	S3
1	2:36.305		1:12.515	40.458	20	2:32.161	41.309	1:11.014	39.838
2	2:35.722	42.067	1:13.650	40.005	21	2:32.940	41.557	1:11.719	39.664
3	2:32.699	42.454	1:10.769	39.476	22	2:32.615	41.420	1:11.460	39.735
4	2:32.105	41.520	1:11.775	38.810	23	2:31.407	41.443	1:10.812	39.152
5	2:30.792	40.909	1:10.604	39.279	24	2:33.248	41.509	1:11.592	40.147
6	2:36.492	41.356	1:10.332		25	2:42.106	41.625	1:12.677	
7	5:55.826	4:00.499	1:14.893	40.434	26	54:30.878	52:34	1:15.352	41.128
8	2:29.093	40.701	1:09.798	38.594	27	2:33.929	41.653	1:12.106	40.170
9	2:29.630	41.012	1:09.863	38.755	28	2:35.234	41.939	1:13.296	39.999
10	2:34.302	40.682	1:09.920		29	2:34.797	41.869	1:12.583	40.345
11	1:43:57.24	1:41:56	1:20.325	40.799	30	2:33.944	41.784	1:12.213	39.947
12	2:32.378	42.075	1:11.127	39.176	31	2:34.151	41.315	1:12.289	40.547
13	2:32.722	41.191	1:11.808	39.723	32	2:38.301	41.727	1:12.205	
14	2:32.341	41.415	1:11.362	39.564	33	1:01:20.79	59:20	1:18.407	41.601
15	2:39.648	41.791	1:11.918		34	2:34.826	42.105	1:12.409	40.312
16	6:04.437	4:11.764	1:13.389	39.284	35	2:34.555	41.641	1:12.430	40.484
17	2:32.999	41.139	1:11.861	39.999	36	2:34.727	41.975	1:12.569	40.183
18	2:40.466	40.936	1:13.328		37	2:38.292	41.760	1:11.847	
19	1:01:05.14	59:10	1:15.744	39.376					

27 CASTELMORE #27 , Porsche 911 GT3 2018 500 GTS /

theoretical besttime: 2:52.210

Lap	Time	S1	S2	S3	Lap	Time	S1	S2	S3
1	3:36.817		1:38.716		25	3:05.901	51.950	1:26.248	47.703
2	7:30.906	5:07.310	1:32.858	50.738	26	3:04.135	48.763	1:25.773	49.599
3	3:15.850	53.069	1:32.137	50.644	27	3:06.637	49.657	1:27.504	49.476
4	3:08.961	50.217	1:29.347	49.397	28	3:07.498	51.262	1:28.198	48.038
5	3:26.882	50.364	1:34.489		29	3:00.400	48.594	1:24.992	46.814
6	4:26.150	1:52.466	1:29.451		30	3:04.172	51.927	1:24.986	47.259
7	54:40.054				31	3:00.427	49.500	1:23.821	47.106
8	3:27.417				32	2:57.647	48.274	1:23.420	45.953
9	11:52.819				33	52:19.976	49:58	1:32.740	49.029
10	51:33.738	49:11	1:33.386	48.951	34	3:28.906	51.066	1:28.550	
11	3:04.846	50.086	1:26.348	48.412	35	10:12.904	7:59.482	1:26.216	47.206
12	3:08.325	52.051	1:29.319	46.955	36	3:00.484	48.651	1:25.233	46.600
13	3:03.364	48.856	1:26.411	48.097	37	3:00.404	48.000	1:25.503	46.901
14	3:05.079	49.514	1:27.404	48.161	38	2:57.909	48.281	1:23.448	46.180
15	3:02.815	50.133	1:24.612	48.070	39	49:21.924	47:05	1:28.179	48.295
16	3:05.476	49.603	1:24.572	51.301	40	3:06.255	49.622	1:27.179	49.454
17	3:13.807	1:03.518	1:24.358	45.931	41	3:03.337	49.052	1:26.224	48.061
18	3:31.191	50.596	1:25.136		42	3:04.312	48.521	1:26.944	48.847
19	1:52:05.30	1:49:51	1:22.159		43	3:07.188	51.456	1:27.590	48.142
20	5:44.969	3:32.776	1:25.000	47.193	44	3:02.133	49.103	1:24.290	48.740
21	2:53.481	47.655	1:21.196	44.630	45	3:01.892	49.443	1:25.581	46.868
22	2:59.886	47.107	1:20.473		46	3:01.901	48.186	1:25.606	48.109
23	7:19.926	5:02.345	1:27.927	49.654	47	3:44.138	49.398	1:44.835	
24	49:43.310	47:21	1:31.530	50.780					

Curbstone Track Days

Circuit de Spa Francorchamps, length 7004 m

23.03.2019

Curbstone



Lap Analysis All Day Laps, 23.03.2019

28 CASTELMORE #28 , Porsche 911 GT3 2018 500 GTS /

theoretical besttime: 2:48.756

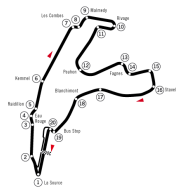
Lap	Time	S1	S2	S3	Lap	Time	S1	S2	S3
1	3:34.025				28	3:09.908	48.474	1:26.747	
2	7:35.564	5:04.714	1:38.789	52.061	29	5:59.137	3:52.531	1:21.916	44.690
3	3:20.659	53.039	1:31.980		30	48:19.895	46:03	1:28.376	47.692
4	8:48.340	6:15.960	1:41.208	51.172	31	2:48.756	46.919	1:18.174	43.663
5	3:34.049	52.998	1:32.107		32	2:52.478	47.086	1:21.076	44.316
6	47:48.867	45:25	1:34.800	48.476	33	2:58.947	47.803	1:19.600	
7	3:18.347	49.976	1:36.985	51.386	34	5:36.257	3:18.491	1:29.202	48.564
8	3:04.065	49.239	1:26.900	47.926	35	3:08.648	49.870	1:30.300	48.478
9	3:09.307	50.654	1:31.337	47.316	36	3:06.000	49.527	1:28.573	47.900
10	3:11.375	53.599	1:27.683	50.093	37	3:07.141	51.378	1:27.959	47.804
11	3:02.353	49.252	1:24.939	48.162	38	3:02.809	47.328	1:27.163	48.318
12	3:00.773	48.906	1:24.793	47.074	39	50:23.335	48:07	1:27.838	48.370
13	3:04.187	48.854	1:27.387	47.946	40	3:05.675	49.835	1:27.789	48.051
14	3:02.925	49.092	1:26.702	47.131	41	4:43.227	58.390	2:19.552	
15	48:38.557	46:20	1:31.275	47.170	42	7:15.464	4:58.095	1:28.917	48.452
16	2:59.868	49.641	1:23.101	47.126	43	3:03.557	48.645	1:27.481	47.431
17	2:57.683	47.573	1:23.906	46.204	44	3:02.906	49.337	1:26.183	47.386
18	3:02.020	48.422	1:24.299	49.299	45	3:00.388	48.344	1:25.166	46.878
19	3:04.126	50.740	1:25.354	48.032	46	49:06.906	46:42	1:34.157	50.539
20	3:03.525	49.489	1:24.597	49.439	47	3:05.902	49.633	1:27.192	49.077
21	3:01.350	48.854	1:24.951	47.545	48	3:05.615	49.782	1:26.626	49.207
22	3:03.475	49.976	1:25.687	47.812	49	3:05.975	49.911	1:26.762	49.302
23	3:21.025	49.641	1:25.992		50	3:07.086	51.268	1:26.790	49.028
24	1:53:19.651	1:50:54	1:36.801	48.857	51	3:06.169	50.951	1:27.249	47.969
25	3:01.985	48.768	1:25.892	47.325	52	3:05.151	48.727	1:25.583	50.841
26	3:03.347	49.193	1:26.332	47.822	53	3:07.631	51.299	1:28.063	48.269
27	3:02.770	48.984	1:26.546	47.240	54	3:05.392	49.984	1:27.330	48.078

Curbstone Track Days

Circuit de Spa Francorchamps, length 7004 m

23.03.2019

Curbstone



Lap Analysis All Day Laps, 23.03.2019

29 WRT R8 GT3 #1 , Audi R8 GT3 LMS GTR /

theoretical besttime: 2:19.995

Lap	Time	S1	S2	S3	Lap	Time	S1	S2	S3
1	2:26.781		1:08.429	37.447	38	2:30.098	41.516	1:09.539	39.043
2	2:22.768	40.336	1:05.186	37.246	39	2:35.436	41.818	1:07.486	
3	2:22.954	40.067	1:05.304	37.583	40	40:32.076	38:39	1:11.871	40.639
4	2:21.164	39.596	1:04.653	36.915	41	2:24.528	40.511	1:06.157	37.860
5	2:26.454	39.617	1:06.653		42	2:22.283	39.657	1:05.216	37.410
6	54:58.255	53:13	1:07.358	37.330	43	2:21.467	39.734	1:04.556	37.177
7	2:25.050	40.001	1:07.378	37.671	44	2:22.911	39.663	1:05.064	38.184
8	2:23.047	39.624	1:06.061	37.362	45	2:23.190	39.909	1:06.157	37.124
9	2:23.685	39.577	1:05.318		46	2:23.451	39.781	1:04.957	
10	7:18.067	5:12.916	1:22.006	43.145	47	8:33.210	6:49.032	1:06.644	37.534
11	2:38.273	44.055	1:12.957	41.261	48	2:22.163	39.900	1:05.206	37.057
12	2:33.958	42.291	1:11.693	39.974	49	2:23.875	39.760	1:06.776	37.339
13	2:32.320	42.261	1:10.036	40.023	50	2:24.057	41.392	1:05.539	37.126
14	2:30.219	41.456	1:09.274	39.489	51	2:21.776	39.728	1:04.846	37.202
15	2:31.191	41.654	1:09.138	40.399	52	47:51.080	45:40	1:24.415	45.727
16	2:39.683	41.610	1:09.136	48.937	53	2:42.098	45.660	1:14.792	41.646
17	2:30.046	41.631	1:08.793	39.622	54	2:35.006	43.431	1:11.037	40.538
18	1:37:40.11	1:35:32	1:23.107	44.439	55	2:32.189	42.599	1:09.568	40.022
19	2:26.295	42.317	1:06.674	37.304	56	2:30.163	42.033	1:08.647	39.483
20	2:20.586	39.809	1:03.926	36.851	57	2:29.606	41.674	1:08.515	39.417
21	2:21.631	39.426	1:04.955	37.250	58	2:29.642	41.560	1:08.350	39.732
22	2:23.134	39.721	1:04.754		59	2:31.021	42.192	1:09.428	39.401
23	8:57.280	7:07.478	1:10.260	39.542	60	2:34.234	41.791	1:09.745	
24	2:30.082	42.533	1:07.914	39.635	61	5:25.457	3:36.799	1:09.190	39.468
25	2:30.450	41.996	1:08.707	39.747	62	2:36.588	41.651	1:08.765	
26	2:29.050	41.578	1:08.318	39.154	63	4:58.868	3:08.409	1:10.735	39.724
27	2:29.108	41.971	1:08.189	38.948	64	2:29.499	41.304	1:08.732	39.463
28	2:28.810	41.598	1:08.194	39.018	65	2:31.013	41.437	1:10.000	39.576
29	44:35.617	42:40	1:14.272	41.236	66	2:33.131	44.338	1:09.459	39.334
30	2:24.614	40.860	1:05.696	38.058	67	2:31.998	41.723	1:08.953	41.322
31	2:20.988	39.568	1:04.777	36.643	68	2:28.882	41.316	1:08.243	39.323
32	2:22.087	39.932	1:05.202	36.953	69	2:28.425	41.236	1:08.174	39.015
33	2:25.694	39.987	1:06.394		70	2:31.702	42.781	1:08.824	40.097
34	11:04.078	9:14.529	1:09.671	39.878	71	2:37.030	42.883	1:09.730	
35	2:29.677	42.269	1:08.435	38.973	72	4:53.280	3:06.657	1:07.667	38.956
36	2:28.990	41.678	1:07.832	39.480	73	2:26.126	41.538	1:05.794	38.794
37	2:31.091	41.560	1:09.790	39.741					

Curbstone Track Days

Circuit de Spa Francorchamps, length 7004 m

23.03.2019

Curbstone



Lap Analysis All Day Laps, 23.03.2019

30 WRT R8 GT3 #2 , Audi R8 GT3 LMS GTR /

theoretical besttime: 2:09.259

Lap	Time	S1	S2	S3	Lap	Time	S1	S2	S3
1	00.000				38	2:18.134	39.106	1:03.183	35.845
2	2:25.188	40.057		1:45.131	39	2:18.557	38.931	1:03.607	36.019
3	2:21.580	39.334	1:05.062	37.184	40	2:23.784	39.016	1:04.321	
4	2:26.312	39.181	1:06.569		41	6:43.475	4:59.596	1:05.850	38.029
5	6:26.864	4:44.333	1:05.514	37.017	42	2:18.022	39.120	1:02.669	36.233
6	2:20.564	39.385	1:04.476	36.703	43	2:17.506	38.844	1:02.781	35.881
7	2:23.933	39.244	1:06.455		44	2:23.719	39.509	1:05.006	
8	5:53.974	4:05.468	1:09.625	38.881	45	4:14.518	2:32.640	1:04.988	36.890
9	2:29.363	44.435	1:07.028	37.900	46	2:19.174	38.886	1:03.899	36.389
10	2:24.094	40.578	1:06.040	37.476	47	2:18.969	38.904	1:03.585	36.480
11	43:02.963	41:13	1:10.484	39.092	48	42:27.086	40:41	1:07.835	37.851
12	2:24.198	40.360	1:06.063	37.775	49	2:22.679	39.252	1:06.402	37.025
13	2:22.402	39.844	1:05.318	37.240	50	2:19.635	38.805	1:04.150	36.680
14	2:25.522	39.641	1:07.337	38.544	51	2:18.479	38.916	1:03.324	36.239
15	2:27.583	40.278	1:05.252		52	2:22.975	40.480	1:05.369	37.126
16	6:20.292	4:30.598	1:09.737	39.957	53	2:19.738	39.106	1:04.084	36.548
17	2:18.004	38.812	1:02.901	36.291	54	2:19.308	38.965	1:03.692	36.651
18	2:42.036	42.599	1:19.098	40.339	55	2:22.653	38.912	1:03.908	
19	2:23.062	38.677	1:04.459		56	7:54.792	5:21.965	1:13.775	1:19.052
20	4:06.801	2:24.336	1:04.842	37.623	57	2:29.000	41.660	1:10.113	37.227
21	2:19.136	38.751	1:03.116	37.269	58	2:21.802	38.711	1:04.732	38.359
22	2:21.370	38.752	1:06.225	36.393	59	2:17.666	38.554	1:03.206	35.906
23	1:37:24.63	1:35:34	1:04.906	45.213	60	43:24.705	41:40	1:06.617	37.336
24	2:11.475	30.745	1:04.201	36.529	61	2:21.857	39.898	1:05.200	36.759
25	2:24.162	41.386	1:06.199	36.577	62	2:20.875	39.638	1:04.374	36.863
26	2:22.050	38.992	1:05.949	37.109	63	2:20.687	39.530	1:04.478	36.679
27	2:19.254	39.000	1:03.861	36.393	64	2:23.344	39.665	1:06.778	36.901
28	2:23.060	38.976	1:04.320		65	2:21.826	39.568	1:05.284	36.974
29	7:09.356	5:24.998	1:06.690	37.668	66	2:21.259	39.600	1:04.747	36.912
30	2:23.025	40.100	1:05.319	37.606	67	2:21.114	39.672	1:04.710	36.732
31	2:23.087	40.072	1:05.711	37.304	68	2:22.533	39.796	1:04.972	
32	2:23.509	39.955	1:05.991	37.563	69	4:58.047	3:13.992	1:05.874	38.181
33	2:26.948	42.038	1:06.728	38.182	70	2:20.385	39.097	1:04.408	36.880
34	2:24.010	39.892	1:06.569	37.549	71	2:19.900	39.262	1:04.030	36.608
35	2:24.301	39.948	1:05.018		72	2:19.707	38.936	1:04.210	36.561
36	42:22.025	40:40	1:05.166	36.547	73	2:19.835	38.865	1:04.459	36.511
37	2:22.478	39.600	1:06.024	36.854					

Curbstone Track Days

Circuit de Spa Francorchamps, length 7004 m

23.03.2019

Curbstone



Lap Analysis All Day Laps, 23.03.2019

32 WRT RS3 TCR , Audi RS3 LMS TCR 2018 350 GTR /

theoretical besttime: 2:30.182

Lap	Time	S1	S2	S3	Lap	Time	S1	S2	S3
1	2:38.554		1:11.987	40.845	30	2:33.802	43.921	1:10.416	39.465
2	2:35.724	44.009	1:11.539	40.176	31	2:31.288	43.228	1:08.759	39.301
3	2:33.625	43.551	1:10.062	40.012	32	2:33.197	43.070	1:09.214	40.913
4	2:35.625	43.709	1:11.975	39.941	33	2:33.029	43.126	1:10.217	39.686
5	2:32.623	43.270	1:09.588	39.765	34	2:32.221	43.370	1:09.033	39.818
6	2:32.277	43.338	1:09.002	39.937	35	2:32.381	43.253	1:09.328	39.800
7	2:41.162	43.430	1:10.577		36	2:32.803	43.260	1:09.639	39.904
8	47:03.663	44:54	1:26.513	42.304	37	2:33.675	43.308	1:10.125	40.242
9	2:37.556	44.712	1:11.052	41.792	38	2:33.469	43.399	1:09.671	40.399
10	2:33.538	43.612	1:10.112	39.814	39	2:33.660	43.219	1:10.273	40.168
11	2:35.279	43.372	1:11.753	40.154	40	2:35.877	43.766	1:11.920	40.191
12	2:37.148	43.635	1:09.743		41	2:34.456	43.622	1:10.548	40.286
13	6:39.639	4:42.951	1:16.000	40.688	42	43:28.856	41:27	1:18.434	43.103
14	2:33.405	43.573	1:10.257	39.575	43	2:35.618	44.356	1:11.136	40.126
15	2:31.916	43.147	1:09.115	39.654	44	2:33.236	43.428	1:09.964	39.844
16	2:31.240	43.022	1:08.648	39.570	45	17:07.453	43.448		16:24
17	2:35.171	43.101	1:09.983		46	2:35.455			
18	1:37:49.58	1:35:45	1:17.766	46.411	47	2:31.612			
19	2:34.609	44.349	1:10.360	39.900	48	2:35.131			
20	2:33.413	43.238	1:09.350	40.825	49	45:44.774			
21	2:32.603	43.426	1:09.519	39.658	50	4:59.908			
22	2:32.530	43.377	1:09.415	39.738	51	2:36.980			
23	2:37.692	43.736	1:10.917		52	5:20.425			
24	9:17.844	7:23.068	1:14.054	40.722	53	2:50.568			
25	2:35.629	44.001	1:09.932	41.696	54	2:30.099			
26	2:30.544	42.761	1:08.801	38.982	55	2:47.326			
27	2:38.835	42.736	1:15.391	40.708	56	31:04.084			
28	2:50.951	42.552	1:13.484		57	5:25.564			
29	43:34.023	41:32	1:15.713	45.938					

Curbstone Track Days

Circuit de Spa Francorchamps, length 7004 m

23.03.2019

Curbstone



Lap Analysis All Day Laps, 23.03.2019

33 WRT GOLF TCR , VW Golf GTI TCR 2018 350 GTR /

theoretical besttime: 2:30.336

Lap	Time	S1	S2	S3	Lap	Time	S1	S2	S3
1	00.000				35	5:08.785	3:17.946	1:10.001	40.838
2	2:39.440	44.522	1:13.586	41.332	36	2:34.987	43.737	1:10.663	
3	00.000				37	6:36.500	4:31.361	1:23.631	41.508
4	2:35.867	43.692	1:11.064	41.111	38	2:33.399	43.520	1:09.941	39.938
5	2:37.284	43.770	1:12.404	41.110	39	2:32.393	43.197	1:08.887	40.309
6	2:35.500	43.748	1:10.759	40.993	40	2:32.967	43.272	1:09.024	
7	2:37.639	44.360	1:11.814	41.465	41	46:27.544	44:33	1:13.484	40.492
8	2:38.051	43.950	1:11.571		42	2:33.068	43.313	1:09.705	40.050
9	8:38.986	6:45.287	1:12.387	41.312	43	2:32.829	43.088	1:09.467	40.274
10	2:37.318	43.876	1:12.057	41.385	44	2:35.219	43.086	1:10.586	41.547
11	2:48.697	44.438	1:14.163		45	2:35.076	43.199	1:10.228	
12	45:10.018	43:07	1:19.619	42.557	46	10:41.028	8:44.339	1:12.406	44.283
13	2:42.972	45.964	1:12.907		47	2:32.289	43.012	1:09.218	40.059
14	5:15.908	3:11.408	1:21.383	43.117	48	2:32.895	43.531	1:09.486	39.878
15	2:33.395	43.864	1:09.467	40.064	49	2:35.088	43.001	1:11.754	40.333
16	2:33.076	43.372	1:09.046	40.658	50	2:33.773	43.290	1:10.011	40.472
17	2:33.951	43.475	1:09.185		51	45:19.905	43:17	1:19.616	43.013
18	10:43.781	8:49.745	1:13.714	40.322	52	2:42.906	45.169	1:11.690	46.047
19	2:33.284	43.406	1:09.357	40.521	53	2:34.145	43.320	1:10.755	40.070
20	2:33.098	43.223	1:09.581	40.294	54	2:32.838	43.077	1:09.320	40.441
21	1:37:43.35	1:35:47	1:14.102	42.008	55	2:34.153	43.158	1:10.274	
22	2:34.375	43.777	1:09.756	40.842	56	7:49.788	5:44.363	1:23.282	42.143
23	2:34.503	43.623	1:10.124		57	2:30.864	43.121	1:08.280	39.463
24	5:16.354	3:24.301	1:11.355	40.698	58	2:30.844	42.906	1:08.258	39.680
25	2:35.216	43.692	1:10.690	40.834	59	2:31.344	42.615	1:08.828	39.901
26	2:36.758	43.662	1:11.083		60	2:37.008	42.786	1:11.829	
27	7:07.050	5:04.252	1:22.165	40.633	61	10:06.999	8:13.990	1:10.898	42.111
28	2:31.895	43.147	1:08.878	39.870	62	2:36.337	43.017	1:12.160	41.160
29	2:32.074	42.896	1:09.229	39.949	63	2:33.568	43.959	1:09.412	40.197
30	2:32.374	43.171	1:09.027	40.176	64	2:33.723	42.872	1:10.137	40.714
31	2:33.139	43.013	1:09.221		65	2:40.716	43.031	1:13.271	44.414
32	42:28.791	40:30	1:16.797	41.608	66	2:43.471	43.134	1:10.913	
33	2:34.870	43.424	1:09.758	41.688	67	10:51.169	8:56.801	1:14.278	40.090
34	2:33.512	43.332	1:09.647		68	2:33.725	43.076	1:10.419	40.230

Curbstone Track Days

Circuit de Spa Francorchamps, length 7004 m

23.03.2019

Curbstone



Lap Analysis All Day Laps, 23.03.2019

34 CVW M2 V8 , BMW M2 V8 GTR /

theoretical besttime: 2:34.467

Lap	Time	S1	S2	S3	Lap	Time	S1	S2	S3
1	3:05.523		1:20.739		24	2:57.321	47.279	1:22.586	47.456
2	13:22.814	11:17	1:20.938	44.145	25	42:34.319	40:24	1:26.218	43.789
3	2:43.342	45.226	1:15.093	43.023	26	2:40.317	44.686	1:14.265	41.366
4	50:35.769	48:33	1:18.752	43.369	27	2:37.872	43.658	1:13.274	40.940
5	2:44.464	44.802	1:17.571	42.091	28	2:43.810	43.360	1:13.120	
6	2:38.742	43.883	1:13.583	41.276	29	6:44.612	4:32.118	1:25.515	46.979
7	2:38.393	44.098	1:13.136	41.159	30	2:48.209	45.776	1:18.452	43.981
8	2:38.329	43.076	1:13.681	41.572	31	2:44.880	45.046	1:16.640	43.194
9	2:37.797	43.560	1:13.047	41.190	32	2:43.997	44.860	1:16.056	43.081
10	2:37.706	43.269	1:13.108	41.329	33	2:43.825	44.185	1:16.389	43.251
11	2:37.668	43.204	1:13.609	40.855	34	2:45.029	45.835	1:16.312	42.882
12	2:40.499	45.635	1:12.884	41.980	35	2:45.330	44.457	1:18.156	42.717
13	2:36.494	43.131	1:12.582	40.781	36	44:42.506	42:46	1:15.619	40.810
14	2:46.428	43.059	1:13.875		37	2:37.170	42.794	1:13.346	41.030
15	1:46:23.621	1:44:13	1:25.782	44.300	38	2:35.250	42.831	1:12.187	40.232
16	2:43.854	45.554	1:15.423	42.877	39	2:39.369	42.820	1:11.441	
17	2:46.561	44.640	1:14.959		40	5:56.712	3:54.296	1:18.342	44.074
18	1:07:29.222	1:04:32	1:54.949		41	2:44.242	46.033	1:16.011	42.198
19	7:55.505	5:26.109	1:36.546	52.850	42	2:46.778	45.155	1:18.594	43.029
20	3:08.184	54.089	1:25.745	48.350	43	2:50.146	47.694	1:18.617	43.835
21	3:39.585	47.667	2:02.333	49.585	44	2:43.921	45.077	1:15.710	43.134
22	3:02.774	47.841	1:27.184	47.749	45	2:43.842	44.553	1:16.180	43.109
23	3:00.881	46.789	1:24.220	49.872	46	2:59.088	44.297	1:17.210	

35 WH CAYMAN DD , Porsche Cayman GTS GTS /

theoretical besttime: 3:10.907

Lap	Time	S1	S2	S3	Lap	Time	S1	S2	S3
1	3:31.585		1:35.614	54.541	24	1:52:42.751	1:50:19	1:27.389	55.729
2	3:30.153	58.311	1:37.198	54.644	25	3:39.137	57.968	1:35.502	
3	3:33.488	57.737	1:36.755		26	6:35.519	3:59.799	1:37.618	58.102
4	6:18.725	3:38.068	1:41.483	59.174	27	3:32.245	1:00.019	1:37.402	54.824
5	3:34.509	1:00.788	1:37.320	56.401	28	3:27.701	58.466	1:35.098	54.137
6	3:32.221	58.527	1:38.620	55.074	29	47:48.251	1:00.923	45:55	52.016
7	3:41.223	58.236	1:34.183		30	3:13.788	54.713	1:27.926	51.149
8	44:34.086	41:35	1:56.814	1:01.622	31	3:11.150	54.178	1:25.886	51.086
9	3:49.034	1:02.906	1:46.731	59.397	32	3:13.954	54.771	1:27.934	51.249
10	3:50.039	1:02.883	1:43.024	1:04.132	33	3:21.141	54.885	1:26.206	
11	3:47.788	1:03.027	1:43.308	1:01.453	34	4:58.221	2:30.533	1:34.983	52.705
12	3:54.840	1:03.540	1:42.645		35	3:24.437	59.938	1:31.339	53.160
13	5:21.159	2:50.752	1:36.372	54.035	36	3:20.307	56.466	1:30.371	53.470
14	3:22.256	57.379	1:32.370	52.507	37	3:17.434	56.585	1:28.562	52.287
15	3:17.768	56.423	1:29.672	51.673	38	48:50.149	46:11	1:39.825	58.466
16	47:31.062	44:57	1:38.498	54.808	39	3:35.942	1:00.994	1:37.762	57.186
17	3:28.739	59.060	1:35.358	54.321	40	4:04.747	57.559	1:40.229	
18	3:23.162	57.400	1:31.310	54.452	41	9:14.149	6:53.919	1:28.180	52.050
19	3:19.309	57.426	1:29.235	52.648	42	3:16.410	54.931	1:28.999	52.480
20	3:26.154	57.054	1:31.081		43	3:14.016	55.111	1:27.579	51.326
21	5:14.717	2:47.887	1:32.731	54.099	44	3:13.500	54.568	1:27.886	51.046
22	3:16.822	56.367	1:29.168	51.287	45	12:15.658	53.975		11:21
23	3:39.432	56.477	1:27.478						

Curbstone Track Days

Circuit de Spa Francorchamps, length 7004 m

23.03.2019

Curbstone



Lap Analysis All Day Laps, 23.03.2019

36 NR CAYMAN DD , Porsche Cayman GTS GTS /

theoretical besttime: 3:12.002

Lap	Time	S1	S2	S3	Lap	Time	S1	S2	S3
1	3:48.079		1:45.385		25	3:24.967	55.710	1:36.086	53.171
2	7:06.455	4:10.695	1:51.493	1:04.267	26	50:00.644	47:35	1:33.068	52.326
3	4:01.099	1:10.041	1:45.756		27	3:25.755	56.710	1:37.262	51.783
4	6:05.460	3:31.891	1:35.550		28	3:17.093	53.440	1:32.492	51.161
5	6:15.712	3:10.849	1:48.061		29	3:15.816	52.518	1:31.189	52.109
6	45:46.828	42:56	1:48.521	1:01.561	30	3:20.308	52.985	1:30.499	
7	3:27.699	58.098	1:33.389	56.212	31	5:17.700	2:51.750	1:32.120	53.830
8	3:36.975	56.239	1:40.313	1:00.423	32	3:24.401	55.465	1:33.929	55.007
9	3:42.928	58.774	1:39.072		33	3:21.190	54.806	1:33.789	52.595
10	6:17.291	3:35.107	1:43.448	58.736	34	49:48.542	47:15	1:39.811	53.231
11	3:38.371	58.423	1:43.687	56.261	35	3:18.874	53.234	1:31.050	54.590
12	3:32.825	58.235	1:39.843	54.747	36	4:04.192	56.221	1:42.833	
13	49:52.896	47:23	1:36.113	53.765	37	10:53.903	8:28.026	1:34.539	51.338
14	3:20.891	54.032	1:33.775	53.084	38	3:18.481	53.933	1:33.223	51.325
15	3:26.782	57.103	1:31.440	58.239	39	3:18.030	54.398	1:30.729	52.903
16	3:16.764	53.759	1:29.994	53.011	40	49:41.141	47:13	1:34.877	52.663
17	3:20.829	54.453	1:29.254		41	3:17.438	54.289	1:31.594	51.555
18	5:34.703	2:56.539	1:41.067	57.097	42	3:20.812	55.949	1:31.033	53.830
19	3:29.534	58.011	1:36.639	54.884	43	3:18.029	54.992	1:31.326	51.711
20	3:37.290	56.055	1:36.026		44	3:18.656	53.431	1:28.991	
21	1:52:13.15	1:49:36	1:37.989	58.303	45	6:00.314	3:31.861	1:37.421	51.032
22	3:40.225	57.676	1:37.520		46	3:18.841	54.831	1:33.517	50.493
23	6:08.189	3:30.969	1:38.516	58.704	47	3:27.528	53.924	1:39.349	54.255
24	3:27.294	58.476	1:34.895	53.923					

37 AB CAYMAN GT4 , Porsche Cayman GT4 Clubsport 2 GTS /

theoretical besttime: 2:56.835

Lap	Time	S1	S2	S3	Lap	Time	S1	S2	S3
1	3:10.231		1:26.340	51.347	17	3:04.111	49.671	1:26.917	47.523
2	3:28.687	55.144	1:29.326		18	3:02.844	51.574	1:23.680	47.590
3	9:06.929	6:39.625	1:34.043	53.261	19	46:26.847			52.375
4	3:29.928	55.577	1:33.154		20	3:16.200	54.632	1:30.249	51.319
5	51:49.102	49:32	1:26.217	50.235	21	3:24.507	51.631	1:31.211	
6	3:09.202	49.934	1:30.125	49.143	22	6:23.933	4:09.734	1:24.370	49.829
7	3:01.161	49.358	1:24.180	47.623	23	3:07.807	49.043	1:27.762	51.002
8	3:21.337	49.680	1:31.724		24	3:01.954	48.082	1:24.441	49.431
9	5:22.132	3:02.483	1:28.831	50.818	25	3:09.773	47.864	1:28.697	
10	3:10.098	50.697	1:28.208	51.193	26	4:56.548	2:47.577	1:23.018	45.953
11	3:06.366	49.646	1:28.333	48.387	27	48:50.812	46:24	1:33.405	53.225
12	3:26.773	51.488	1:27.306		28	3:21.841	54.264	1:34.191	53.386
13	1:54:37.08	1:52:21	1:25.481	49.942	29	3:57.022	52.215	1:37.745	
14	3:08.210	50.821	1:28.577	48.812	30	11:05.486	8:43.446	1:31.674	50.366
15	3:03.844	48.119	1:23.558		31	3:21.964	50.184	1:28.552	
16	5:02.720	2:44.135	1:28.763	49.822	32	5:16.359	3:03.012	1:24.705	48.642

Curbstone Track Days

Circuit de Spa Francorchamps, length 7004 m

23.03.2019

Curbstone



Lap Analysis All Day Laps, 23.03.2019

38 #TOOLOUD , BMW M2 COMP GTS /

theoretical besttime: 2:52.995

Lap	Time	S1	S2	S3	Lap	Time	S1	S2	S3
1	3:15.908		1:31.523	51.080	21	2:59.391	48.492	1:22.922	47.977
2	3:08.576	51.445	1:28.219	48.912	22	2:59.729	51.961	1:21.446	46.322
3	3:01.689	50.778	1:23.943	46.968	23	4:03.024	1:10.839	1:46.740	1:05.445
4	3:50.442	1:02.024	1:34.689		24	3:02.532	48.328	1:26.306	47.898
5	53:33.154	51:12	1:33.425	47.340	25	3:04.736	49.584	1:23.177	51.975
6	2:58.580	48.961	1:22.881	46.738	26	3:57.413	1:08.935	1:41.260	
7	2:54.376	49.254	1:19.579	45.543	27	52:46.061	50:03	1:44.802	58.245
8	2:57.535	48.737	1:22.545	46.253	28	3:23.704	58.928	1:33.193	51.583
9	2:55.415	50.691	1:19.584	45.140	29	3:17.918	51.742	1:31.007	55.169
10	3:05.198	48.321	1:30.360	46.517	30	3:53.555	1:00.923	1:42.026	
11	3:41.209	1:05.409	1:33.280		31	5:27.678	3:17.961	1:23.075	46.642
12	55:04.107			1:02.624	32	2:57.574	48.276	1:22.884	46.414
13	3:47.323	58.342	1:47.661	1:01.320	33	49:31.629	47:02	1:34.843	54.763
14	3:39.408	57.751	1:36.797	1:04.860	34	3:21.963	55.730	1:34.365	51.868
15	3:25.749	54.807	1:36.374	54.568	35	3:24.801	51.720	1:33.429	
16	3:43.488	58.676	1:39.806	1:05.006	36	1:10:37.66	1:08:20	1:29.987	47.487
17	3:19.844	53.432	1:32.508	53.904	37	3:00.727	48.408	1:24.620	47.699
18	3:34.138	55.423	1:38.899	59.816	38	2:57.551	49.063	1:22.127	46.361
19	4:08.361	1:02.527	1:48.725		39	4:07.297	1:00.852	1:51.412	
20	1:52:24.93	1:50:04	1:27.728	52.372					

39 BMW , BMW M GTS /

theoretical besttime: 2:59.725

Lap	Time	S1	S2	S3	Lap	Time	S1	S2	S3
1	3:15.526		1:31.847	50.429	9	1:10:17.50	1:07:58	1:27.415	51.892
2	3:34.563	49.694	1:35.350	1:09.519	10	3:08.922	52.724	1:27.341	48.857
3	4:15.834	1:15.396	1:44.979		11	3:08.939	51.370	1:27.881	49.688
4	1:01:08.75	58:34	1:41.231	53.143	12	4:01.298	1:08.948	1:35.275	
5	3:25.306	51.248	1:34.934	59.124	13	9:09.539	6:58.188	1:25.100	46.251
6	3:56.429	52.984	1:47.933		14	47:11.250	44:41	1:35.133	54.350
7	3:19:43.81	3:17:29	1:24.830	49.947	15	3:22.312	55.809	1:36.794	49.709
8	3:36.780	48.644	1:40.341		16	3:21.642	53.628	1:31.509	

40 QCR M235iCS , BMW M235i 2015 350 GTS /

theoretical besttime: 2:50.244

Lap	Time	S1	S2	S3	Lap	Time	S1	S2	S3
1	3:17.586		1:31.449	52.539	21	2:50.559	48.446	1:17.693	44.420
2	3:27.842	51.753	1:28.875		22	2:56.691	50.138	1:18.903	
3	45:17.004	42:41	1:43.184	52.618	23	7:22.346	5:15.676	1:21.828	44.842
4	3:20.176	57.050	1:30.873	52.253	24	2:53.605	48.780	1:18.393	46.432
5	3:03.903	52.488	1:24.173	47.242	25	47:12.808	48.666	45:35	48.983
6	2:54.346	49.649	1:19.183	45.514	26	3:03.530	50.541	1:24.779	48.210
7	3:02.851	51.219	1:20.084		27	3:10.374	50.302	1:27.098	52.974
8	6:55.475	4:49.403	1:20.402	45.670	28	2:56.506	50.999	1:19.505	46.002
9	3:01.780	49.216	1:24.492	48.072	29	2:57.567	50.761	1:19.355	47.451
10	2:58.789	50.417	1:22.697	45.675	30	3:04.074	49.188	1:20.995	
11	50:48.525	48:32	1:27.435	48.354	31	5:45.668	3:37.526	1:21.335	46.807
12	3:09.579	53.268	1:28.066	48.245	32	2:55.668	48.515	1:19.468	47.685
13	3:02.771	50.756	1:22.268	49.747	33	2:54.351	49.603	1:19.862	44.886
14	2:55.857	49.869	1:19.456	46.532	34	53:50.093	51:32	1:27.488	49.863
15	3:01.233	51.735	1:19.460		35	3:58.150	49.668	1:39.031	
16	4:20.007	2:11.288	1:22.237	46.482	36	8:36.278	6:30.269	1:20.514	45.495
17	2:59.386	49.712	1:22.106	47.568	37	2:53.406	49.180	1:18.733	45.493
18	3:06.119	50.412	1:21.579		38	2:53.917	50.176	1:18.300	45.441
19	1:52:23.38	1:50:19	1:17.567	46.072	39	2:54.454	48.842	1:17.944	47.668
20	2:53.925	48.257	1:18.867	46.801	40	3:05.647	50.823	1:19.117	

Curbstone Track Days

Circuit de Spa Francorchamps, length 7004 m

23.03.2019

Curbstone



Lap Analysis All Day Laps, 23.03.2019

41 QCR R8 , Audi R8 2016 500 GTS /

theoretical besttime: 2:42.635

Lap	Time	S1	S2	S3	Lap	Time	S1	S2	S3
1	2:59.899		1:25.678	45.704	23	3:13.537	55.067	1:30.943	47.527
2	2:54.383	46.609	1:23.972	43.802	24	3:06.435	50.370	1:27.924	48.141
3	3:14.712	48.084	1:21.039		25	3:04.216	49.487	1:26.194	48.535
4	47:09.805	44:42	1:39.223	47.645	26	45:53.320			46.679
5	2:54.393	45.254	1:22.858	46.281	27	2:52.964	47.256	1:21.139	44.569
6	2:45.734	44.705	1:16.980	44.049	28	2:57.560	44.580	1:23.023	49.957
7	2:50.074	44.940	1:21.796	43.338	29	2:48.955	44.566	1:16.770	47.619
8	2:59.557	44.254	1:21.376		30	2:57.251	44.453	1:20.445	
9	6:05.577	3:42.392	1:33.976	49.209	31	5:23.976	3:21.654	1:19.005	43.317
10	3:13.258	49.807	1:31.979	51.472	32	2:44.137	44.508	1:16.981	42.648
11	3:19.956	59.828	1:30.513	49.615	33	2:43.499	43.738	1:16.557	43.204
12	52:47.349	50:31	1:30.563	45.252	34	2:46.447	44.198	1:18.304	43.945
13	2:51.313	46.350	1:21.284	43.679	35	2:46.424	44.298	1:17.290	44.836
14	2:48.083	47.055	1:17.911	43.117	36	48:02.960	45:57	1:21.511	43.575
15	2:55.174	52.637	1:17.716	44.821	37	2:44.683	44.748	1:17.489	42.446
16	2:50.052	44.215	1:18.027		38	2:45.403	44.645	1:17.193	43.565
17	5:41.685	3:18.436	1:31.726	51.523	39	4:22.045	1:04.751	1:51.624	
18	3:27.621	50.710	1:32.429		40	7:25.371	5:19.551	1:21.817	44.003
19	1:53:34.21	1:51:31	1:20.030	42.915	41	2:45.551	44.797	1:18.238	42.516
20	2:48.822	44.504	1:16.451		42	2:48.153	45.026	1:20.053	43.074
21	5:23.373	3:06.620	1:28.282	48.471	43	2:46.511	44.249	1:18.098	44.164
22	3:11.166	52.350	1:29.672	49.144					

Curbstone Track Days

Circuit de Spa Francorchamps, length 7004 m

23.03.2019

Curbstone



Lap Analysis All Day Laps, 23.03.2019

42 JVH GT3 CUP , Porsche 911 GT3 Cup 2019 500 GTR /

theoretical besttime: 2:26.173

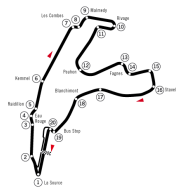
Lap	Time	S1	S2	S3	Lap	Time	S1	S2	S3
1	00.000				32	2:34.485	42.664	1:12.525	39.296
2	2:44.986	46.447	1:15.286	43.253	33	2:30.059	41.527	1:09.681	38.851
3	2:40.073	43.990	1:13.556	42.527	34	2:29.719	41.072	1:08.976	39.671
4	2:37.336	43.208	1:10.973		35	2:34.313	40.901	1:08.511	
5	5:11.374	3:18.991	1:12.757	39.626	36	7:06.827	4:57.311	1:19.758	49.758
6	2:34.451	43.073	1:12.103	39.275	37	2:47.507	45.379	1:17.318	44.810
7	2:30.438	42.003	1:09.759	38.676	38	2:47.233	46.423	1:16.904	43.906
8	2:34.121	41.502	1:11.103		39	2:47.100	44.971	1:17.365	44.764
9	5:01.105	3:12.287	1:09.776	39.042	40	3:01.757	46.904	1:18.838	
10	2:30.977	41.834	1:09.609	39.534	41	41:29.194	39.35	1:13.357	40.419
11	42:10.983	40:11	1:17.421	42.044	42	2:32.255	41.251	1:12.016	38.988
12	2:37.446	44.664	1:12.441	40.341	43	2:39.117	41.081	1:14.431	
13	2:32.242	42.731	1:09.845	39.666	44	5:31.920	3:37.836	1:14.167	39.917
14	2:39.581	42.746	1:11.975		45	2:31.014	41.230	1:10.873	38.911
15	8:03.264	5:52.709	1:23.334	47.221	46	2:28.514	40.529	1:09.030	38.955
16	2:57.944	49.540	1:22.395	46.009	47	2:32.735	40.116	1:14.345	38.274
17	2:59.914	48.226	1:24.882	46.806	48	2:27.749	40.076	1:09.504	38.169
18	2:53.431	47.984	1:20.893	44.554	49	2:27.096	40.104	1:08.476	38.516
19	2:51.407	47.273	1:19.512	44.622	50	2:30.538	40.231	1:10.606	39.701
20	2:50.946	46.853	1:19.933	44.160	51	2:28.903	40.375	1:09.316	39.212
21	2:52.575	45.732	1:21.967	44.876	52	2:28.882	40.419	1:09.814	38.649
22	1:42:35.891	1:40:33	1:19.420	42.791	53	43:41.925	41:43	1:16.749	41.797
23	2:38.744	44.539	1:13.363	40.842	54	2:33.485	42.356	1:11.241	39.888
24	2:36.076	42.680	1:10.781		55	2:29.286	40.796	1:10.056	38.434
25	7:23.967	5:19.672	1:19.221	45.074	56	2:26.448	40.061	1:08.383	38.004
26	2:54.612	46.628	1:18.885	49.099	57	2:26.422	40.080	1:08.457	37.885
27	2:54.852	48.495	1:21.180	45.177	58	2:26.210	40.078	1:08.227	37.905
28	2:54.014	48.264	1:20.540	45.210	59	2:43.046	46.862	1:11.748	
29	2:53.294	47.433	1:20.308	45.553	60	9:45.864	7:24.415	1:21.514	
30	2:52.780	46.432	1:20.954	45.394	61	4:51.077	2:42.633	1:21.450	46.994
31	48:07.478	46:11	1:15.280	40.738	62	2:58.657	50.707	1:21.136	46.814

Curbstone Track Days

Circuit de Spa Francorchamps, length 7004 m

23.03.2019

Curbstone



Lap Analysis All Day Laps, 23.03.2019

43 PA GT3 CUP , Porsche 911 GT3 Cup 2019 500 GTR /

theoretical besttime: 2:31.238

Lap	Time	S1	S2	S3	Lap	Time	S1	S2	S3
1	2:55.416		1:21.564		32	47:03.688	45:05	1:17.371	41.239
2	4:38.896	2:39.003	1:16.514	43.379	33	2:42.104	43.037	1:15.930	43.137
3	2:41.357	43.639	1:14.580	43.138	34	2:36.709	42.646	1:13.108	40.955
4	2:39.899	43.268	1:14.718	41.913	35	2:35.564	42.814	1:12.075	40.675
5	2:37.269	43.341	1:13.020	40.908	36	2:39.425	43.969	1:15.237	40.219
6	2:35.555	42.814	1:12.561	40.180	37	2:36.532	43.064	1:12.285	41.183
7	2:34.857	42.467	1:11.630	40.760	38	2:34.336	42.360	1:12.046	39.930
8	2:39.459	45.025	1:13.210	41.224	39	2:34.141	42.529	1:11.727	39.885
9	2:36.864	43.745	1:12.552	40.567	40	2:33.704	42.401	1:11.563	39.740
10	47:39.789	45:38	1:19.495	42.157	41	2:34.978	42.070	1:12.892	40.016
11	2:37.437	43.696	1:13.180	40.561	42	2:38.242	42.617	1:13.939	41.686
12	2:35.840	42.718	1:12.624	40.498	43	2:52.952	42.620	1:12.868	
13	2:35.354	42.861	1:12.152	40.341	44	41:52.486	39:47	1:21.181	43.899
14	2:36.499	42.644	1:13.709	40.146	45	2:36.173	43.211	1:12.811	40.151
15	2:35.444	42.764	1:12.529	40.151	46	2:33.090	42.003	1:11.210	39.877
16	2:35.418	43.293	1:11.699	40.426	47	2:34.566	42.190	1:12.364	40.012
17	2:38.570	43.413	1:12.958		48	2:33.947	42.059	1:11.990	39.898
18	7:52.747	6:01.282	1:11.341	40.124	49	2:36.331	41.991	1:13.578	40.762
19	2:31.426	42.081	1:10.153	39.192	50	2:32.864	41.949	1:11.041	39.874
20	1:41:35.69	1:39:29	1:22.593	43.700	51	2:36.774	41.893	1:12.601	
21	2:39.215	44.331	1:13.634	41.250	52	4:55.865	3:02.447	1:13.177	40.241
22	2:38.813	44.607	1:13.705	40.501	53	2:33.303	42.135	1:11.481	39.687
23	2:38.685	42.617	1:15.498	40.570	54	2:33.825	42.435	1:11.235	40.155
24	2:40.239	45.143	1:13.863	41.233	55	2:33.133	41.971	1:11.104	40.058
25	2:38.986	42.601	1:12.567	43.818	56	45:41.110	43:45	1:14.343	41.462
26	2:35.856	42.384	1:12.654	40.818	57	2:35.889	42.743	1:12.666	40.480
27	2:34.663	42.404	1:11.824	40.435	58	2:34.865	42.335	1:11.819	40.711
28	2:35.880	42.726	1:13.031	40.123	59	2:33.630	42.105	1:11.463	40.062
29	2:34.510	42.266	1:11.772	40.472	60	2:32.390	42.251	1:10.543	39.596
30	2:36.218	42.194	1:11.689	42.335	61	3:00.571	46.374	1:23.874	
31	2:46.416	42.020	1:11.227						

Curbstone Track Days

Circuit de Spa Francorchamps, length 7004 m

23.03.2019

Curbstone



Lap Analysis All Day Laps, 23.03.2019

45 JD GT3 CUP , Porsche 911 GT3 Cup 2019 500 GTR /					theoretical besttime: 2:24.451				
Lap	Time	S1	S2	S3	Lap	Time	S1	S2	S3
1	3:54.364		1:14.627	40.183	31	2:28.578	40.648	1:08.580	39.350
2	2:31.660	41.667	1:11.021	38.972	32	2:28.355	41.402	1:08.713	38.240
3	2:29.774	41.085	1:09.793	38.896	33	2:55.707	41.245	1:18.972	
4	2:34.140	40.973	1:09.369		34	1:04:33.61	1:02:35	1:17.294	41.040
5	4:41.640	2:54.316	1:08.852	38.472	35	2:29.341	41.584	1:09.121	38.636
6	2:27.138	40.665	1:08.421	38.052	36	2:25.965	40.799	1:07.228	37.938
7	2:26.874	40.645	1:08.160	38.069	37	2:25.248	40.521	1:06.707	38.020
8	2:27.426	40.585	1:07.405	39.436	38	2:24.973	40.420	1:06.602	37.951
9	2:26.272	40.971	1:07.639	37.662	39	2:25.398	40.376	1:07.021	38.001
10	2:32.874	40.524	1:08.614		40	2:28.939	41.742	1:07.780	39.417
11	43:24.914	41:28	1:15.222	40.978	41	2:31.982	40.468	1:07.860	
12	2:32.568	41.803	1:10.507	40.258	42	52:39.867	50:43	1:16.048	40.080
13	2:28.766	41.192	1:09.086	38.488	43	2:29.698	41.855	1:09.385	38.458
14	2:29.950	40.688	1:10.087	39.175	44	2:28.077	41.045	1:08.592	38.440
15	2:27.269	41.320	1:07.831	38.118	45	2:28.171	40.806	1:08.770	38.595
16	2:28.709	43.142	1:07.751	37.816	46	2:27.268	40.945	1:08.052	38.271
17	2:26.319	40.303	1:08.188	37.828	47	2:30.796	41.358	1:08.242	
18	2:26.217	40.313	1:08.282	37.622	48	3:48.555	2:01.440	1:08.492	38.623
19	2:26.869	40.267	1:07.725	38.877	49	2:27.166	40.703	1:07.969	38.494
20	2:26.976	40.227	1:07.750	38.999	50	47:36.867	45:43	1:13.858	39.314
21	2:25.656	40.278	1:07.501	37.877	51	2:28.834	41.060	1:08.820	38.954
22	2:25.258	40.255	1:07.246	37.757	52	2:27.749	40.827	1:08.368	38.554
23	2:32.626	40.562	1:09.442		53	2:26.831	40.617	1:08.080	38.134
24	1:42:21.72	1:40:19	1:20.823	41.353	54	2:27.265	40.581	1:08.291	38.393
25	2:34.738	42.215	1:12.310	40.213	55	2:26.796	40.623	1:07.837	38.336
26	2:30.241	41.497	1:10.063	38.681	56	2:26.873	40.390	1:07.925	38.558
27	2:30.456	41.157	1:09.196	40.103	57	2:27.180	40.527	1:08.509	38.144
28	2:28.514	40.883	1:09.314	38.317	58	2:28.073	40.558	1:08.912	38.603
29	2:27.796	40.798	1:08.628	38.370	59	2:28.744	40.630	1:09.308	38.806
30	2:28.126	41.192	1:08.771	38.163	60	2:31.268	41.010	1:08.314	

46 GIPI SWB , Ferrari 250 SWB GTS /					theoretical besttime: 3:02.727				
Lap	Time	S1	S2	S3	Lap	Time	S1	S2	S3
1	3:25.636		1:30.210		6	3:09.448	54.840	1:26.028	48.580
2	7:24.317	5:01.487	1:27.551		7	3:16.222	55.615	1:26.958	
3	58:27.282	56:01	1:34.909	50.609	8	1:03:26.45	1:01:09	1:28.356	48.978
4	3:11.827	53.429	1:28.479	49.919	9	3:02.727	52.693	1:23.065	46.969
5	3:15.414	56.414	1:29.252	49.748	10	3:23.335	56.860	1:26.638	

47 GIPI MUSTANG , Ford Mustang GTS /					theoretical besttime: 3:05.103				
Lap	Time	S1	S2	S3	Lap	Time	S1	S2	S3
1	3:22.373		1:30.876	53.166	14	1:03:23.13	1:01:05	1:28.207	49.000
2	3:18.761	53.487	1:30.935	54.339	15	3:06.407	52.605	1:25.466	48.336
3	3:11.312	53.995	1:27.861	49.456	16	3:23.970	53.011	1:28.400	
4	3:12.232	54.754	1:27.930	49.548	17	3:16:39.42	3:13:28	2:03.946	1:06.555
5	3:08.499	51.533	1:26.794	50.172	18	4:03.413	1:04.003	2:08.005	51.405
6	3:13.468	55.992	1:28.487	48.989	19	3:35.454	57.130	1:34.219	
7	3:08.001	52.523	1:26.701	48.777	20	1:08:05.40	1:05:14	1:44.259	1:06.391
8	3:16.802	52.002	1:26.786		21	3:47.207	1:13.609	1:38.653	54.945
9	48:34.442	46:06	1:36.993	51.196	22	4:24.781	1:09.891	1:44.077	
10	3:13.231	52.669	1:31.993	48.569	23	9:31.526	6:54.921	1:40.135	56.470
11	3:13.541	52.708	1:31.718	49.115	24	3:26.823	1:03.325	1:30.389	53.109
12	3:09.573	54.160	1:27.309	48.104	25	4:09.556	1:23.442	1:33.827	
13	3:19.079	54.935	1:27.605						

Curbstone Track Days

Circuit de Spa Francorchamps, length 7004 m

23.03.2019

Curbstone



Lap Analysis All Day Laps, 23.03.2019

48 GIPI RS , Ford Capri RS 2600 GTS /

theoretical besttime: 2:52.847

Lap	Time	S1	S2	S3	Lap	Time	S1	S2	S3
1	3:38.179		1:39.333	59.053	19	3:15.139	54.245	1:28.382	52.512
2	3:30.951	57.282	1:37.725	55.944	20	3:08.418	52.651	1:26.131	49.636
3	3:33.317	57.338	1:30.773		21	3:06.080	51.843	1:24.653	49.584
4	1:40:29.89	1:37.46	1:47.967	54.966	22	53:18.268	50:59	1:29.657	49.580
5	3:34.582	58.209	1:39.441	56.932	23	4:37.172	55.151	2:15.053	
6	3:18.049	55.646	1:31.066	51.337	24	8:03.741	5:40.981	1:29.888	52.872
7	3:58.432	1:20.678	1:34.163		25	4:09.053	55.115	1:25.957	1:47.981
8	7:26.351	4:58.638	1:33.810	53.903	26	3:19.652	55.264	1:30.834	53.554
9	3:34.599	57.651	1:32.178		27	49:02.450	46:39	1:32.457	50.709
10	2:01:53.93	1:59:30	1:30.951	52.172	28	3:08.985	52.353	1:26.956	49.676
11	3:25.755	56.863	1:34.326	54.566	29	3:05.980	51.943	1:25.004	49.033
12	3:18.883	54.765	1:30.424	53.694	30	3:06.647	51.668	1:25.296	49.683
13	3:14.370	54.981	1:28.560	50.829	31	3:06.873	52.193	1:24.188	50.492
14	50:55.451	48:42	1:24.424	48.075	32	3:16.065	51.920	1:24.600	
15	2:58.458	50.835	1:21.452	46.171	33	5:41.749	3:34.842	1:20.447	46.460
16	2:53.363	49.186	1:18.572	45.605	34	2:53.186	49.401	1:18.072	45.713
17	3:00.833	49.203	1:20.100		35	3:02.208	49.170	1:19.297	
18	7:01.140	4:34.758	1:33.208	53.174					

49 LEIPERT HURACAN ST #1 , Lamborghini Huracan ST 2018 GTR /

theoretical besttime: 2:31.167

Lap	Time	S1	S2	S3	Lap	Time	S1	S2	S3
1	2:58.696		1:23.369	44.152	21	2:34.343	41.934	1:12.156	40.253
2	2:40.348	43.995	1:15.010	41.343	22	2:33.959	42.353	1:11.176	40.430
3	2:35.360	42.577	1:13.134	39.649	23	2:39.775	42.188	1:10.926	
4	2:32.918	42.080	1:11.535	39.303	24	5:19.086	3:27.122	1:12.556	39.408
5	2:40.435	41.388	1:12.124		25	2:32.374	42.213	1:10.870	39.291
6	6:05.121	4:13.460	1:12.033	39.628	26	2:33.163	42.297	1:10.878	39.988
7	2:35.666	42.278	1:12.076	41.312	27	2:33.828	42.381	1:11.628	39.819
8	2:32.209	42.349	1:10.684	39.176	28	2:33.470	42.336	1:11.333	39.801
9	43:40.271	41:04	1:43.192	52.799	29	2:43.001	42.726	1:12.723	
10	2:51.642	47.951	1:19.354	44.337	30	47:39.440	45:17	1:34.220	48.022
11	2:38.154	42.703	1:15.059	40.392	31	2:38.348	44.776	1:13.797	39.775
12	2:32.616	42.060	1:11.264	39.292	32	2:33.780	42.246	1:11.857	39.677
13	2:32.255	41.728	1:11.055	39.472	33	2:34.897	42.096	1:11.755	41.046
14	2:39.604	42.360	1:11.493		34	2:39.254	42.402	1:11.026	
15	5:18.800	3:27.707	1:11.316	39.777	35	5:39.635	3:49.473	1:10.773	39.389
16	2:32.682	41.954	1:11.188	39.540	36	2:32.372	42.135	1:10.862	39.375
17	2:33.833	42.469	1:11.214	40.150	37	2:32.780	42.118	1:10.982	39.680
18	2:39.146	42.193	1:11.146		38	2:33.887	42.364	1:10.603	40.920
19	1:43:48.24	1:41:17	1:40.534	50.343	39	2:33.711	41.934	1:11.373	40.404
20	2:40.525	45.352	1:14.497	40.676	40	2:40.578	42.058	1:11.575	

Curbstone Track Days

Circuit de Spa Francorchamps, length 7004 m

23.03.2019

Curbstone



Lap Analysis All Day Laps, 23.03.2019

52 J&D GT4 , Porsche Cayman GT4 MR GTS /

theoretical besttime: 2:40.883

Lap	Time	S1	S2	S3	Lap	Time	S1	S2	S3
1	2:52.873		1:20.746	45.379	21	2:58.855	49.540	1:24.087	45.228
2	2:51.266	47.064	1:16.790		22	2:56.730	50.529	1:21.815	44.386
3	8:40.422	6:08.137	1:36.264	56.021	23	3:20.706	47.746	1:21.912	
4	3:12.426	50.744	1:29.877	51.805	24	1:57:42.84	1:55:30	1:26.421	46.027
5	3:03.906	49.452	1:25.702	48.752	25	2:56.977	48.511	1:21.866	46.600
6	3:01.527	49.519	1:25.127	46.881	26	3:05.706	48.926	1:29.397	47.383
7	3:13.660	48.279	1:24.678		27	2:58.958	49.869	1:22.179	46.910
8	44:42.161	42:33	1:26.393	42.599	28	3:14.258	49.619	1:21.893	
9	2:53.425	49.028	1:17.155		29	50:44.898	48:45	1:15.874	43.438
10	6:41.581	4:21.928	1:28.938	50.715	30	2:42.719	45.439	1:13.534	43.746
11	3:00.361	49.248	1:23.025	48.088	31	2:46.530	45.095	1:13.189	
12	2:59.194	49.475	1:23.103	46.616	32	6:29.295	4:12.485	1:25.735	51.075
13	3:01.605	49.276	1:25.851	46.478	33	2:57.435	48.068	1:23.188	46.179
14	2:57.920	48.581	1:22.517	46.822	34	3:15.907	47.476	1:22.267	1:06.164
15	2:57.727	49.474	1:22.100	46.153	35	3:05.860	52.095	1:26.867	46.898
16	2:56.938	48.653	1:21.878	46.407	36	3:08.387	49.107	1:33.311	45.969
17	50:17.927	48:16	1:18.044	42.942	37	3:05.180	48.701	1:24.021	
18	2:47.749	45.634	1:19.428	42.687	38	49:27.393	47:01	1:35.740	50.083
19	2:50.538	45.358	1:16.840		39	3:07.575	50.591	1:27.830	49.154
20	6:56.218	4:43.879	1:26.040	46.299					

53 LEIPERT HURACAN ST #2 , Lamborghini Huracan ST 2018 GTR /

theoretical besttime: 2:22.575

Lap	Time	S1	S2	S3	Lap	Time	S1	S2	S3
1	00.000				31	2:36.126	43.055	1:12.771	40.300
2	2:38.847	43.719	1:14.118	41.010	32	44:13.576	42:14	1:18.182	40.485
3	2:32.004	41.298	1:10.855	39.851	33	2:29.617	40.676	1:10.590	38.351
4	2:31.408	41.022	1:09.436		34	2:24.554	39.783	1:07.362	37.409
5	8:08.381	6:01.735	1:22.169	44.477	35	2:26.424	39.840	1:07.365	
6	2:45.122	44.433	1:17.188	43.501	36	7:23.336	5:33.304	1:10.996	39.036
7	2:43.928	43.874	1:17.618	42.436	37	2:28.283	40.719	1:08.932	38.632
8	2:43.728	43.863	1:17.567	42.298	38	2:26.889	40.488	1:08.165	38.236
9	2:50.863	42.723	1:16.545		39	2:30.441	40.408	1:11.424	38.609
10	46:20.123	44:00	1:33.151	46.682	40	2:30.434	40.483	1:08.228	
11	2:52.078	45.996	1:22.955	43.127	41	52:29.119	50:06	1:32.675	49.979
12	2:47.612	44.040	1:20.546	43.026	42	2:54.155	47.826	1:22.993	43.336
13	2:44.137	44.028	1:18.111	41.998	43	2:40.493	43.219	1:16.527	40.747
14	2:41.256	44.174	1:15.758	41.324	44	2:39.058	42.899	1:15.146	41.013
15	2:38.500	43.078	1:14.074	41.348	45	2:38.738	42.921	1:14.485	41.332
16	2:38.322	43.047	1:14.232	41.043	46	2:43.971	43.471	1:15.635	
17	2:38.257	43.143	1:14.318	40.796	47	5:41.376	3:41.497	1:18.796	41.083
18	2:52.276	43.261	1:14.012		48	2:37.911	43.513	1:13.889	40.509
19	7:35.879	5:47.951	1:09.517	38.411	49	2:36.699	43.872	1:12.906	39.921
20	2:27.564	40.144	1:08.110		50	2:35.849	41.712	1:13.546	40.591
21	1:37:15.44	1:34:58	1:29.193	47.745	51	2:35.928	42.165	1:13.422	40.341
22	2:52.752	45.824	1:21.735	45.193	52	48:37.004	46:39	1:18.204	39.396
23	2:52.160	44.302	1:18.430		53	2:27.606	40.260	1:07.804	
24	5:48.763	3:46.486	1:20.508	41.769	54	5:10.325	3:23.730	1:08.375	38.220
25	2:39.718	43.991	1:14.564	41.163	55	2:23.351	39.701	1:06.461	37.189
26	2:40.899	43.049	1:15.140	42.710	56	2:24.440	39.663	1:07.317	37.460
27	2:37.296	42.443	1:13.329	41.524	57	2:22.742	39.430	1:06.111	37.201
28	2:37.796	42.649	1:14.371	40.776	58	2:24.500	39.275	1:06.909	38.316
29	2:36.904	42.645	1:13.636	40.623	59	2:24.716	39.472	1:07.701	37.543
30	2:36.968	42.369	1:14.153	40.446	60	2:25.270	39.371	1:06.152	

Curbstone Track Days

Circuit de Spa Francorchamps, length 7004 m

23.03.2019

Curbstone



Lap Analysis All Day Laps, 23.03.2019

54 PF GT3RS , Porsche GT3 RS 2018 520 GTS /

theoretical besttime: 2:39.615

Lap	Time	S1	S2	S3	Lap	Time	S1	S2	S3
1	2:54.561		1:21.225	45.244	17	2:45.805	44.445	1:17.500	43.860
2	2:52.832	45.668	1:21.218	45.946	18	2:42.332	43.935	1:16.659	41.738
3	2:46.977	45.061	1:18.529	43.387	19	2:46.312	47.353	1:16.889	42.070
4	2:54.570	45.018	1:17.713		20	2:57.663	44.358	1:16.143	
5	55:03.520	53:05	1:16.295	41.675	21	1:58:51.81	1:56:52	1:16.375	42.905
6	2:41.611	43.806	1:14.893	42.912	22	2:46.182	44.342	1:17.890	43.950
7	2:42.248	44.791	1:15.425	42.032	23	2:43.863	44.220	1:17.729	41.914
8	2:43.082	44.248	1:17.285	41.549	24	2:42.453	45.712	1:15.045	41.696
9	2:41.769	44.535	1:14.581	42.653	25	2:45.544	46.473	1:17.240	41.831
10	2:43.975	43.793	1:16.597	43.585	26	2:43.625	45.582	1:15.748	42.295
11	2:41.754	44.021	1:16.279	41.454	27	3:00.916	44.274	1:21.925	
12	2:41.059	43.615	1:15.206	42.238	28	1:08:48.06	1:03:59	4:03.709	45.325
13	3:03.876	43.772	1:26.228		29	2:38.616			
14	52:19.369	50:12	1:23.184	43.925	30	2:42.059			
15	2:44.236	44.499	1:17.453	42.284	31	2:42.716			
16	2:42.350	44.030	1:16.901	41.419					

55 PDC Cayman , Porsche Cayman 2018 330 GTS /

theoretical besttime: 3:00.543

Lap	Time	S1	S2	S3	Lap	Time	S1	S2	S3
1	3:26.392		1:35.613	52.299	15	3:05.900	51.896	1:27.284	46.720
2	3:18.046	53.016	1:34.865	50.165	16	3:06.199	51.059	1:27.087	48.053
3	3:16.256	50.900	1:35.316	50.040	17	3:12.788	51.829	1:29.349	51.610
4	3:11.591	51.807	1:30.651	49.133	18	3:05.344	50.684	1:24.273	50.387
5	3:30.817	50.618	1:28.636		19	3:08.349	51.434	1:27.668	49.247
6	46:43.942	44:27	1:28.254	48.409	20	3:11.267	51.140	1:30.201	49.926
7	3:04.646	50.099	1:26.227	48.320	21	3:37.685	50.561	1:29.090	
8	3:05.409	50.117	1:25.949		22	1:51:50.90	1:49:31	1:28.948	50.700
9	5:04.045	2:51.033	1:26.263	46.749	23	3:12.642	50.080	1:27.809	54.753
10	3:04.532	50.975	1:26.139	47.418	24	3:14.411	56.214	1:28.290	49.907
11	3:09.730	50.952	1:27.990	50.788	25	3:14.420	50.555	1:31.871	51.994
12	3:03.313	51.019	1:25.690	46.604	26	3:06.549	49.666	1:27.313	49.570
13	3:01.781	49.968	1:24.938	46.875	27	3:07.170	50.672	1:27.827	48.671
14	52:33.842	50:08	1:34.039	51.790	28	3:08.884	51.078	1:26.504	51.302

Curbstone Track Days

Circuit de Spa Francorchamps, length 7004 m

23.03.2019

Curbstone



Lap Analysis All Day Laps, 23.03.2019

56 JC GT3 , Porsche GT3 2015 475 GTS /

theoretical besttime: 2:49.185

Lap	Time	S1	S2	S3	Lap	Time	S1	S2	S3
1	3:45.038		1:40.714		26	3:04.230	49.410	1:27.626	47.194
2	6:50.733	4:21.632	1:34.527	54.574	27	3:03.892	49.436	1:26.015	48.441
3	3:07.794	50.965	1:28.099	48.730	28	3:06.183	49.335	1:28.600	48.248
4	3:04.023	48.386	1:27.574	48.063	29	51:30.442	49:01	1:36.472	52.900
5	3:20.889	48.684	1:26.136		30	3:11.860	51.955	1:28.353	51.552
6	47:35.524	45:16	1:31.853	47.444	31	3:08.847	50.420	1:27.209	51.218
7	3:00.591	48.513	1:24.882	47.196	32	3:01.714	48.658	1:25.004	48.052
8	3:00.850	50.722	1:22.311	47.817	33	3:04.175	48.665	1:24.229	51.281
9	2:57.777	47.028	1:23.335	47.414	34	3:00.605	50.632	1:22.701	47.272
10	2:53.605	46.777	1:20.953	45.875	35	2:56.954	47.571	1:20.167	49.216
11	2:49.185	45.629	1:19.404	44.152	36	2:55.957	48.763	1:21.038	46.156
12	2:51.270	45.845	1:19.700	45.725	37	53:18.598	51:02	1:27.573	48.437
13	2:56.833	47.350	1:22.551	46.932	38	3:22.207	50.280	1:26.244	
14	3:19.283	46.039	1:35.962	57.282	39	9:47.530	7:16.075	1:22.769	
15	54:01.295	51:49	1:25.129	46.943	40	4:55.689	2:26.192	1:33.129	56.368
16	2:54.649	48.339	1:21.374	44.936	41	3:03.803	49.337	1:26.082	48.384
17	2:52.006	46.347	1:20.967	44.692	42	3:01.472	48.658	1:24.638	48.176
18	2:59.939	46.696	1:25.863	47.380	43	49:05.451	46:35	1:37.157	52.937
19	2:57.181	47.596	1:20.924	48.661	44	3:04.666	50.822	1:24.911	48.933
20	3:20.148	49.001	1:28.307	1:02.840	45	3:07.745	50.131	1:25.550	52.064
21	3:39.783	1:03.407	1:30.350		46	3:03.275	49.598	1:25.024	48.653
22	1:54:44.821	1:52:26	1:28.236	50.180	47	3:05.900	50.425	1:27.083	48.392
23	3:11.729	49.326	1:32.257	50.146	48	3:05.994	49.404	1:26.765	49.825
24	3:00.953	48.439	1:23.807	48.707	49	3:03.599	49.716	1:26.194	47.689
25	3:05.834	49.414	1:28.975	47.445	50	3:20.373	49.022	1:23.502	

Curbstone Track Days

Circuit de Spa Francorchamps, length 7004 m

23.03.2019

Curbstone



Lap Analysis All Day Laps, 23.03.2019

57 PG GT3 , Porsche GT3 2018 500 GTS /

theoretical besttime: 2:47.818

Lap	Time	S1	S2	S3	Lap	Time	S1	S2	S3
1	3:45.827		1:39.783		27	2:58.370	47.565	1:24.302	46.503
2	6:49.911	4:20.703	1:34.310	54.898	28	56:13.450	53:58	1:28.759	46.310
3	3:09.149	51.030	1:29.348	48.771	29	2:55.805	47.642	1:22.972	45.191
4	3:06.542	48.679	1:29.696	48.167	30	2:57.052	48.342	1:21.959	46.751
5	3:21.135	48.252	1:27.822		31	2:55.932	46.836	1:23.842	45.254
6	47:31.937	45:13	1:30.294	47.915	32	2:56.950	47.002	1:22.971	46.977
7	3:00.506	48.243	1:24.154	48.109	33	2:53.169	46.435	1:19.170	47.564
8	3:00.110	50.021	1:22.135	47.954	34	2:49.015	46.903	1:18.267	43.845
9	2:58.387	47.406	1:23.557	47.424	35	53:21.922	51:09	1:24.556	47.980
10	2:57.227	47.785	1:22.452	46.990	36	3:20.958	47.844	1:22.885	
11	2:58.002	47.374	1:24.479	46.149	37	9:28.732	7:19.799	1:22.979	45.954
12	2:56.290	47.348	1:22.050	46.892	38	2:56.629	47.024	1:23.571	46.034
13	2:57.760	47.367	1:23.436	46.957	39	2:54.499	47.473	1:21.342	45.684
14	2:58.838	47.097	1:23.978	47.763	40	2:59.270	47.624	1:25.925	45.721
15	54:04.075	51:50	1:25.570	47.567	41	2:52.366	45.706	1:19.653	47.007
16	2:54.799	46.861	1:22.435	45.503	42	47:37.381	45:26	1:24.277	46.296
17	2:54.240	46.536	1:20.846	46.858	43	2:54.622	46.947	1:21.613	46.062
18	2:56.580	45.994	1:22.875	47.711	44	2:55.033	46.724	1:21.478	46.831
19	2:57.062	46.787	1:21.499	48.776	45	2:59.083	46.268	1:23.414	49.401
20	3:27.825	49.051	1:31.785		46	2:54.360	47.211	1:21.158	45.991
21	1:57:58.66	1:55:41	1:25.946	51.313	47	2:53.697	47.316	1:20.731	45.650
22	2:57.470	46.857	1:23.323	47.290	48	2:54.874	45.779	1:22.319	46.776
23	3:00.030	46.999	1:25.598	47.433	49	2:54.673	46.456	1:22.442	45.775
24	2:56.952	46.754	1:23.833	46.365	50	2:54.461	46.081	1:22.317	46.063
25	2:56.064	47.334	1:22.555	46.175	51	2:53.291	45.894	1:21.161	46.236
26	3:02.365	52.377	1:24.524	45.464					

58 SENTREX 720S , 720S McLaren GTS /

theoretical besttime: 2:38.821

Lap	Time	S1	S2	S3	Lap	Time	S1	S2	S3
1	3:00.062		1:21.296		10	3:21.200	42.459	1:32.886	
2	5:52.547	3:49.584	1:17.990	44.973	11	2:00:35.04	1:58:34	1:16.043	44.192
3	2:40.999	42.922	1:16.172	41.905	12	2:41.030	42.386	1:16.337	42.307
4	3:00.178	45.543	1:17.575		13	2:40.193	42.828	1:15.681	41.684
5	6:31.503	3:52.653	1:48.613	50.237	14	2:51.994	42.999	1:15.904	
6	53:59.815	51:53	1:20.913	45.182	15	1:14:38.68	1:12:26	1:26.314	45.567
7	2:48.491	47.766	1:17.369	43.356	16	2:46.948	45.494	1:18.171	43.283
8	2:39.883	42.363	1:15.362	42.158	17	2:39.409	42.895	1:15.106	41.408
9	2:40.332	42.307	1:15.514	42.511	18	2:58.696	44.062	1:20.017	

62 SENTREX HURACAN P , Huracan Perfo GTS /

theoretical besttime: 2:36.541

Lap	Time	S1	S2	S3	Lap	Time	S1	S2	S3
1	2:45.924		1:17.690	42.476	13	2:42.122	43.179	1:15.689	43.254
2	3:01.692	43.822	1:27.273		14	2:57.024	44.681	1:17.600	54.743
3	11:01.730	8:57.875	1:20.415	43.440	15	3:50.115	1:04.522	1:42.343	
4	2:43.965	44.022	1:17.807	42.136	16	1:15:25.39	1:13:13	1:25.777	45.691
5	3:02.305	42.948	1:19.518		17	2:57.557	45.786	1:20.937	
6	3:05:52.44	3:03:10	1:35.348		18	5:16.828	3:19.280	1:16.124	41.424
7	15:12.347	13:07	1:21.994	42.723	19	47:07.725	45:06	1:17.593	43.688
8	2:41.474	43.713	1:14.778	42.983	20	2:38.712	43.328	1:13.645	41.739
9	49:44.520	47:30	1:23.204	50.848	21	2:36.801	42.334	1:13.840	40.627
10	2:45.491	45.255	1:17.352	42.884	22	2:35.995	42.705		1:53.290
11	2:42.420	43.516	1:16.026	42.878	23	2:49.496	42.269	1:15.366	
12	2:43.055	42.871	1:18.025	42.159					

Curbstone Track Days

Circuit de Spa Francorchamps, length 7004 m

23.03.2019

Curbstone



Lap Analysis All Day Laps, 23.03.2019

63 SENTREX GTR NISMO , GTR Nismo GTS /

theoretical besttime: 2:46.290

Lap	Time	S1	S2	S3	Lap	Time	S1	S2	S3
1	3:19.981		1:31.504	52.768	10	8:45.339	6:08.118	1:41.282	55.939
2	3:13.158	52.996	1:30.975	49.187	11	3:28.025	56.617	1:27.935	
3	3:17.599	51.066	1:25.492		12	51:10.300	48:46	1:29.830	54.361
4	6:08.815	4:03.519	1:21.288	44.008	13	3:13.744	51.810	1:29.541	52.393
5	2:47.902	45.717	1:18.741	43.444	14	3:24.752	53.349	1:29.674	
6	3:13.626	45.883	1:18.215		15	4:36.627	2:20.834	1:27.148	48.645
7	1:54:00.45	1:51:57	1:19.532	43.589	16	3:06.803	50.511	1:27.513	48.779
8	2:47.405	45.588	1:17.258	44.559	17	3:08.441	49.775	1:27.604	51.062
9	4:21.809	1:05.091	1:57.813		18	3:25.322	50.783	1:35.458	

64 SA AMG , Mercedes AMG GTC 2018 510 GTS /

theoretical besttime: 2:59.117

Lap	Time	S1	S2	S3	Lap	Time	S1	S2	S3
1	12:45.405			1:14.239	16	52:05.185	49:23	1:37.785	1:03.413
2	53:32.283	51:16	1:29.852	45.957	17	3:22.601	52.890	1:35.526	54.185
3	8:44.030	6:22.428		2:21.602	18	3:27.997	51.088	1:35.111	1:01.798
4	3:17.103				19	3:42.734	53.388	1:53.275	56.071
5	7:45.092	46.347	6:02.679	56.066	20	3:24.764	51.403	1:37.293	56.068
6	3:03.175				21	3:18.940	50.692	1:34.300	53.948
7	53:04.576				22	3:29.181	51.117	1:44.247	53.817
8	9:51.420	7:05.854	1:40.111	1:05.455	23	3:29.078	50.226	1:32.090	
9	3:28.350	53.154	1:40.113	55.083	24	48:30.866	46:03	1:35.819	51.187
10	3:30.830	55.386	1:41.473	53.971	25	3:03.957	48.716	1:26.813	48.428
11	2:01:10.68	1:58:35	1:43.204	51.749	26	4:08.013	47.883	1:52.561	
12	3:08.367			48.470	27	9:31.805	6:44.511	1:51.375	55.919
13	3:13.075			49.097	28	3:35.705	52.123	1:35.184	1:08.398
14	3:07.953	49.749	1:29.393	48.811	29	3:17.427	51.775	1:32.232	53.420
15	3:22.182	55.362	1:36.932	49.888					

65 BA GTS , Porsche Targa GTS 2018 450 GTS /

theoretical besttime: 2:52.434

Lap	Time	S1	S2	S3	Lap	Time	S1	S2	S3
1	3:40.919		1:43.908	58.085	21	3:11.684	52.154	1:28.318	51.212
2	3:42.138	55.557	1:43.806		22	3:15.650	51.432	1:31.939	52.279
3	52:41.904	50:04	1:43.068	54.598	23	3:07.402	49.656	1:27.147	50.599
4	3:25.206	56.300	1:35.693	53.213	24	3:13.358	52.181	1:32.007	49.170
5	3:27.799	57.340	1:36.833	53.626	25	50:27.036	47:56	1:35.095	55.510
6	3:22.499	56.665	1:31.973	53.861	26	3:16.682	50.883	1:32.565	53.234
7	3:19.979	54.419	1:31.975	53.585	27	3:13.672	50.658	1:31.397	51.617
8	3:21.543	56.156	1:32.749	52.638	28	3:18.228	52.019	1:33.170	53.039
9	3:25.776	53.753	1:38.347	53.676	29	3:19.643	52.402	1:33.838	53.403
10	3:26.963	54.021	1:31.988	1:00.954	30	3:16.715	51.594	1:32.159	52.962
11	47:22.734	45:12	1:23.518	46.483	31	3:20.269	51.939	1:36.558	51.772
12	2:53.555	47.433	1:20.570	45.552	32	3:16.503	51.214	1:32.684	52.605
13	2:55.864	46.633	1:20.249		33	3:17.345	51.633	1:31.169	54.543
14	5:10.175	2:41.438	1:34.484	54.253	34	48:52.270	46:18	1:38.162	55.561
15	3:10.527	51.242	1:29.977	49.308	35	3:25.265	53.184	1:38.838	53.243
16	3:10.330	49.809	1:29.991	50.530	36	4:12.842	53.267	1:54.274	
17	3:08.004	50.393	1:28.155	49.456	37	8:54.776	6:22.299	1:36.598	55.879
18	3:19.898	50.358	1:29.894		38	3:17.749	52.235	1:31.488	54.026
19	1:55:19.37	1:52:37	1:40.190	1:01.705	39	3:11.265	50.824	1:29.355	51.086
20	3:40.880	57.011	1:37.442	1:06.427	40	3:10.073	50.161	1:29.037	50.875

Curbstone Track Days

Circuit de Spa Francorchamps, length 7004 m

23.03.2019

Curbstone



Lap Analysis All Day Laps, 23.03.2019

66 FM GT3 CUP #66 , Porsche 911 GT3 Cup Gen II 201 GTR /

theoretical besttime: 2:23.670

Lap	Time	S1	S2	S3	Lap	Time	S1	S2	S3
1	2:31.633		1:08.828	38.986	13	2:38.986	51.246	1:09.981	37.759
2	2:27.866	41.148	1:08.330	38.388	14	2:33.400	40.525	1:08.715	
3	2:26.972	40.582	1:08.014	38.376	15	1:35:42.114	1:33.49	1:13.637	39.115
4	2:27.397	40.450	1:08.142	38.805	16	2:27.716	41.140	1:08.349	38.227
5	2:32.025	42.200	1:08.379		17	2:25.493	40.525	1:07.201	37.767
6	6:41.920	4:17.876	1:28.902		18	2:30.683	41.234	1:07.816	
7	52:44.739	50:46	1:17.777	40.362	19	6:09.108	4:13.966	1:14.740	40.402
8	2:30.520	42.258	1:09.767	38.495	20	2:30.604	42.043	1:09.532	39.029
9	2:27.492	40.713	1:08.536	38.243	21	2:25.091	40.569	1:07.087	37.435
10	2:26.629	40.309	1:08.092	38.228	22	2:23.670	40.155	1:06.188	37.327
11	2:29.361	40.512	1:08.701		23	2:50.138	50.643	1:13.159	
12	7:19.095	5:12.949	1:16.938	49.208					

68 VLAD GT4 , Porsche Cayman GT4 MR GTR /

theoretical besttime: 2:38.282

Lap	Time	S1	S2	S3	Lap	Time	S1	S2	S3
1	2:55.246		1:19.919	45.255	18	2:51.537	45.288	1:19.103	47.146
2	2:47.545	47.743	1:15.844	43.958	19	2:46.586	45.377	1:16.480	44.729
3	2:46.459	46.799	1:15.386	44.274	20	2:44.943	45.352	1:14.283	45.308
4	2:53.019	47.684	1:17.108		21	2:42.434	45.349	1:12.768	
5	5:51.477	3:50.510	1:16.798	44.169	22	1:14:48.134	1:12.44	1:19.728	44.270
6	2:52.026	46.369	1:16.163		23	2:42.352	45.455	1:14.215	42.682
7	2:52:38.184	2:50:32	1:20.782	45.362	24	8:34.647	6:37.726	1:14.153	42.768
8	2:46.090	47.217	1:15.600	43.273	25	2:41.793	45.244	1:13.814	42.735
9	2:42.975	45.874	1:14.525	42.576	26	2:42.372	45.057	1:13.487	43.828
10	2:51.615	45.814	1:16.216		27	2:49.538	45.190	1:16.537	47.811
11	4:56.948	3:00.084	1:13.659	43.205	28	2:43.563	46.026	1:15.328	42.209
12	2:40.939	44.912	1:14.426	41.601	29	2:40.624	44.911	1:12.713	43.000
13	2:38.963	45.113	1:12.699	41.151	30	2:39.053	45.121	1:12.493	41.439
14	2:41.074	44.818	1:12.475	43.781	31	2:44.008	45.037	1:14.148	44.823
15	2:59.582	49.658	1:19.033		32	2:38.528	44.709	1:12.422	41.397
16	1:05:19.511	1:03:08	1:23.387	47.944	33	2:52.163	48.079	1:19.804	44.280
17	2:47.119	46.037	1:18.331	42.751					

70 RP AM , Aston Martin Vantage V8 GTS /

theoretical besttime: 3:02.523

Lap	Time	S1	S2	S3	Lap	Time	S1	S2	S3
1	3:34.347		1:39.851	55.787	17	3:23.201	49.338	1:27.732	
2	3:36.322	55.654	1:34.760		18	1:54:38.471	1:52:17	1:29.829	50.771
3	50:55.555	48:18	1:39.128	58.367	19	3:08.858	50.696	1:28.587	49.575
4	3:24.527	55.871	1:36.540	52.116	20	3:08.620	49.335	1:29.809	49.476
5	3:12.204	51.407	1:30.517	50.280	21	3:08.674	50.019	1:28.415	50.240
6	3:14.306	51.564	1:29.623	53.119	22	3:07.504	49.548	1:29.443	48.513
7	3:16.737	51.720	1:35.019	49.998	23	3:05.422	49.224	1:27.264	48.934
8	3:09.998	50.162	1:28.529	51.307	24	3:09.815	52.379	1:26.139	51.297
9	3:14.658	55.940	1:29.417	49.301	25	1:04:10.304	1:01:39	1:39.818	51.029
10	51:17.401	48:47	1:37.845	52.047	26	3:19.171	52.561	1:36.251	50.359
11	3:14.490	51.242	1:32.315	50.933	27	3:08.219	49.814	1:28.446	49.959
12	3:10.561	49.883	1:31.510	49.168	28	3:08.951	50.862	1:29.499	48.590
13	3:05.295	50.028	1:27.203	48.064	29	1:06:30.371	1:03:45	1:49.606	55.700
14	3:08.327	49.560	1:29.127	49.640	30	3:13.645	51.244	1:29.814	52.587
15	3:03.315	48.864	1:26.931	47.520	31	3:12.044	49.742	1:31.770	50.532
16	3:06.591	49.194	1:27.223	50.174	32	3:11.165	51.043	1:30.768	49.354

Curbstone Track Days

Circuit de Spa Francorchamps, length 7004 m

23.03.2019

Curbstone



Lap Analysis All Day Laps, 23.03.2019

71 AG XBOW , KTM XBOW GTS /

theoretical besttime: 2:43.100

Lap	Time	S1	S2	S3	Lap	Time	S1	S2	S3
1	24:35.812		1:23.947	45.788	11	2:48.346	46.832	1:15.260	46.254
2	2:51.807	49.402	1:18.008	44.397	12	3:10.668	46.503	1:31.346	52.819
3	2:49.195	48.564	1:17.264	43.367	13	2:55.594	47.236	1:22.489	45.869
4	2:45.975	47.118	1:16.004	42.853	14	4:12:52.62	46.197	4:11:19	46.993
5	3:28.630	49.133	1:29.448		15	2:55.724	50.443	1:20.689	44.592
6	14:42.985	12:18	1:32.026	52.190	16	2:57.154	45.067	1:22.778	49.309
7	3:05.702	52.345	1:25.515	47.842	17	2:50.592	44.987	1:17.440	48.165
8	2:59.433	51.747	1:20.458	47.228	18	2:52.701	47.681	1:19.249	45.771
9	2:56.773	51.181	1:20.119	45.473	19	3:42.940	53.251	1:42.344	
10	2:47.628	47.113	1:16.573	43.942					

73 EJ GT86R3 , Toyota GT86R3 2017 330 GTS /

theoretical besttime: 2:43.820

Lap	Time	S1	S2	S3	Lap	Time	S1	S2	S3
1	3:08.608		1:27.656	49.092	20	2:48.132	47.405	1:17.890	42.837
2	2:57.322	49.775	1:22.689	44.858	21	2:45.978	47.069	1:16.067	42.842
3	2:51.103	48.172	1:18.524	44.407	22	2:50.788	51.267	1:16.583	42.938
4	2:49.413	47.432	1:18.415	43.566	23	2:46.076	46.619	1:15.987	43.470
5	2:46.098	46.621	1:16.193	43.284	24	2:47.722	46.968	1:16.517	44.237
6	2:49.450	46.196	1:19.826	43.428	25	2:46.598	46.518	1:16.573	43.507
7	2:44.894	46.234	1:15.947	42.713	26	2:46.499	46.802	1:16.489	43.208
8	2:52.182	46.247	1:15.801	50.134	27	2:59.181	46.412	1:16.220	
9	2:43.820	46.183	1:15.341	42.296	28	45:24.913	43:17	1:22.172	45.517
10	3:00:06.911	2:57:50	1:29.436	46.668	29	2:48.782	47.090	1:17.570	44.122
11	2:51.908	48.523	1:19.005	44.380	30	2:47.251	46.817	1:17.150	43.284
12	2:49.734	47.574	1:17.829	44.331	31	2:47.340	46.904	1:17.177	43.259
13	2:48.977	46.867	1:18.447	43.663	32	2:45.882	46.376	1:16.179	43.327
14	2:46.907	46.775	1:16.707	43.425	33	2:46.352	46.499	1:16.744	43.109
15	2:49.258	47.073	1:18.188	43.997	34	2:47.423	46.753	1:16.921	43.749
16	2:47.660	46.877	1:17.240	43.543	35	2:47.246	46.532	1:17.150	43.564
17	2:47.896	47.509	1:16.518	43.869	36	2:47.802	46.489	1:17.805	43.508
18	2:46.849	46.969	1:16.439	43.441	37	2:47.898	46.480	1:17.842	43.576
19	55:25.498	53:06	1:33.207	45.976	38	2:47.076	46.426	1:17.424	43.226

74 LEIPERT AMG GT4 , Mercedes AMG GT4 GTR /

theoretical besttime: 2:36.068

Lap	Time	S1	S2	S3	Lap	Time	S1	S2	S3
1	2:38.741		1:13.227	41.023	12	2:42.240	45.124	1:14.689	42.427
2	2:37.518	43.931	1:12.310	41.277	13	2:41.577	45.127	1:14.239	42.211
3	2:36.287	43.596	1:11.477	41.214	14	2:45.816	45.131	1:14.011	
4	2:40.034	43.568	1:12.416		15	5:07.288	3:11.666	1:13.685	41.937
5	6:58.468	5:01.685	1:13.016	43.767	16	2:41.145	45.062	1:13.547	42.536
6	2:37.842	44.210	1:12.398	41.234	17	2:42.780	45.325	1:15.189	42.266
7	2:38.024	43.999	1:12.925	41.100	18	2:40.077	44.804	1:13.574	41.699
8	2:53.510	43.617	1:14.838		19	2:38.826	45.008	1:12.794	41.024
9	44:27.253	42:07	1:31.637	48.171	20	44:35.101	42:36	1:16.711	42.377
10	2:49.946	47.760	1:18.402	43.784	21	3:04.302	50.644	1:19.919	
11	2:47.334	45.799	1:19.167	42.368					

Curbstone Track Days

Circuit de Spa Francorchamps, length 7004 m

23.03.2019

Curbstone



Lap Analysis All Day Laps, 23.03.2019

75 VR MUSTANG V8 , Ford Marc 2 Mustang V8 2018 63 GTR /

theoretical besttime: 2:24.603

Lap	Time	S1	S2	S3	Lap	Time	S1	S2	S3
1	00.000				35	4:56.131	2:42.749	1:27.601	45.781
2	2:45.147	45.187	1:17.166	42.794	36	2:47.137	44.477	1:18.563	44.097
3	2:34.323	43.238	1:11.651	39.434	37	2:47.259	45.066	1:18.011	44.182
4	2:37.113	41.506	1:10.218		38	2:52.944	46.036	1:20.260	46.648
5	10:54.103	8:59.139	1:13.672	41.292	39	45:21.871	43:25	1:15.513	41.113
6	2:33.455	42.205	1:10.111	41.139	40	2:32.097	41.716	1:10.292	40.089
7	2:30.178	41.847	1:08.361	39.970	41	2:29.093	41.430	1:08.675	38.988
8	2:32.212	41.504	1:08.783		42	2:28.083	41.120	1:08.135	38.828
9	46:37.265	44:35	1:18.825	42.693	43	2:27.357	40.489	1:07.836	39.032
10	2:32.676	42.328	1:10.080	40.268	44	2:32.463	40.947	1:07.961	
11	2:29.282	41.377	1:08.983	38.922	45	5:50.753	4:02.204	1:08.953	39.596
12	2:27.035	40.885	1:07.691	38.459	46	2:29.705	42.797	1:08.204	38.704
13	2:30.930	43.431	1:08.500	38.999	47	2:28.052	41.028	1:08.127	38.897
14	2:27.125	40.584	1:07.083		48	2:28.714	40.766	1:08.123	
15	7:55.358	6:07.317	1:09.518	38.523	49	48:38.447	46:30	1:23.669	44.671
16	2:27.420	40.934	1:07.509	38.977	50	2:35.076	44.974	1:11.242	38.860
17	2:24.871	40.331	1:06.705	37.835	51	2:26.520	40.787	1:07.567	38.166
18	2:28.301	40.626	1:07.107		52	2:27.019	40.781	1:08.014	38.224
19	1:45:57.83	1:43:37	1:27.481	53.144	53	2:27.765	40.172	1:08.184	
20	2:55.308	47.148	1:19.082	49.078	54	6:26.183	4:38.949	1:09.033	38.201
21	2:44.365	45.202	1:15.382	43.781	55	2:25.321	40.081	1:07.013	38.227
22	2:43.523	45.046	1:15.328	43.149	56	2:25.624	40.213	1:07.186	38.225
23	2:41.570	44.195	1:13.786	43.589	57	2:25.368	40.365	1:07.079	37.924
24	3:03.152	45.191	1:13.936		58	2:29.171	40.063	1:08.247	
25	7:31.275	4:59.488	1:33.038	58.749	59	13:40.000	11:38	1:17.931	43.241
26	3:13.571	53.458	1:29.044	51.069	60	2:34.467	43.137	1:10.877	40.453
27	3:00.013	48.970	1:23.307	47.736	61	2:39.794	42.311	1:11.635	
28	44:32.256	42:09	1:32.692	50.159	62	4:32.733	2:42.302	1:10.570	39.861
29	2:52.264	45.919	1:21.725	44.620	63	2:32.025	41.576	1:10.487	39.962
30	2:47.642	44.704	1:18.206	44.732	64	2:30.553	41.449	1:09.249	39.855
31	2:48.144	44.608	1:17.795	45.741	65	2:29.552	41.129	1:09.545	38.878
32	2:46.230	44.585	1:16.758	44.887	66	2:32.606	43.833	1:09.322	39.451
33	2:47.511	44.529	1:18.672	44.310	67	2:28.896	41.217	1:08.709	38.970
34	3:07.750	45.563	1:23.149		68	2:29.158	41.030	1:09.039	39.089

Curbstone Track Days

Circuit de Spa Francorchamps, length 7004 m

23.03.2019

Curbstone



Lap Analysis All Day Laps, 23.03.2019

76 WDM VIPER , Dodge Viper 2017 640 GTS /

theoretical besttime: 2:50.515

Lap	Time	S1	S2	S3	Lap	Time	S1	S2	S3
1	3:32.218		1:36.518	53.326	19	2:53.878	46.732	1:20.178	46.968
2	3:16.702	53.810	1:31.338	51.554	20	2:51.375	46.215	1:19.388	45.772
3	3:16.121	52.588	1:32.174	51.359	21	2:53.180	46.106	1:21.697	45.377
4	3:35.251	53.120	1:28.843		22	2:53.272	46.588	1:20.696	45.988
5	50:25.202	47.42	1:44.884	57.835	23	52:29.449	50.01	1:34.630	53.151
6	3:11.571	51.399	1:31.721	48.451	24	2:58.404	49.719	1:23.130	45.555
7	3:05.030	49.501	1:26.340	49.189	25	2:52.955	46.842	1:20.419	45.694
8	3:00.272	48.652	1:23.024	48.596	26	2:53.376	45.971	1:19.347	48.058
9	4:28.015	1:15.359	1:54.452		27	3:11.378	48.413	1:20.479	
10	59:04.943	56:27	1:40.666	56.429	28	4:13.274	2:01.628	1:23.206	48.440
11	3:02.970	53.358	1:21.958	47.654	29	2:58.049	49.978	1:21.149	46.922
12	2:55.055	47.350	1:21.470	46.235	30	2:53.440	47.513	1:19.886	46.041
13	2:56.493	47.944	1:20.113	48.436	31	50:31.356	48:04	1:34.547	52.453
14	2:55.426	48.501	1:20.088	46.837	32	2:53.995	47.807	1:20.802	45.386
15	3:26.660	49.302	1:24.522		33	3:54.994	50.723	1:37.200	
16	1:59:35.17	1:57:25	1:21.793	48.343	34	10:52.405	8:42.739	1:24.469	45.197
17	3:06.385	50.583	1:28.661	47.141	35	3:01.558	47.393	1:22.595	51.570
18	2:54.703	46.953	1:20.424	47.326	36	3:33.198	49.041	1:28.634	

78 CW GT3RS , Porsche GT3 RS 2106 500 GTS /

theoretical besttime:

Lap	Time	S1	S2	S3	Lap	Time	S1	S2	S3
1	2:47.600				4	2:51.102			
2	49:04.056				5	5:57.492			
3	2:50.511								

79 MV CAYMAN GT4 , Porsche Cayman GT4 Clubsport 2 GTS /

theoretical besttime: 2:46.219

Lap	Time	S1	S2	S3	Lap	Time	S1	S2	S3
1	3:02.616		1:27.092	48.341	16	2:48.989	45.327		2:03.662
2	3:00.791	46.890	1:26.223	47.678	17	3:07:00.30	3:04:56	1:18.161	45.693
3	2:52.774	46.444	1:21.486	44.844	18	2:49.477	45.221	1:20.104	44.152
4	2:51.240	46.661	1:19.106	45.473	19	2:53.649	46.778	1:21.703	45.168
5	2:55.039	48.743	1:21.041	45.255	20	2:51.547	46.168	1:20.742	44.637
6	2:51.397	45.152	1:21.312	44.933	21	2:52.264	46.209	1:17.855	48.200
7	2:50.707	45.479	1:20.209	45.019	22	2:48.588	46.955	1:17.340	44.293
8	3:07.661	46.362	1:22.159		23	2:51.152	48.125	1:19.129	43.898
9	49:16.616	47:05		2:11.322	24	2:49.054	46.814	1:18.066	44.174
10	2:48.497	46.883		2:01.614	25	2:02:49.07	2:00:36	1:24.977	47.922
11	2:52.906	45.787	1:21.197	45.922	26	2:59.364	52.162	1:23.038	44.164
12	3:09.041	46.181	1:25.846		27	3:14.152	45.499	1:19.508	
13	4:41.511	2:15.330	1:30.506		28	14:03.175	11:56		2:06.182
14	5:57.241	3:53.120		2:04.121	29	2:51.736	46.515		2:05.221
15	2:52.351	44.981	1:23.418	43.952	30	2:49.966	47.022		2:02.944

Curbstone Track Days

Circuit de Spa Francorchamps, length 7004 m

23.03.2019

Curbstone



Lap Analysis All Day Laps, 23.03.2019

80 BW GT3RS , Porsche GT3 RS 2018 520 GTS /					theoretical besttime: 2:37.895				
Lap	Time	S1	S2	S3	Lap	Time	S1	S2	S3
1	2:53.688		1:21.008	45.994	27	2:40.238	43.712	1:14.198	42.328
2	2:53.129	45.045	1:20.915	47.169	28	2:57.898	47.459	1:20.455	
3	2:46.421	44.243	1:18.152	44.026	29	54:04.540	51:58	1:22.276	43.850
4	2:56.509	44.434	1:17.563		30	2:45.677	44.499	1:17.507	43.671
5	55:02.133	53:03	1:16.561	42.230	31	2:44.288	43.890	1:15.428	44.970
6	2:42.117	43.725	1:15.591	42.801	32	2:50.426	45.299	1:16.065	
7	2:45.674	45.206	1:18.435	42.033	33	4:12.886	2:09.339	1:20.092	43.455
8	2:42.341	44.516	1:16.531	41.294	34	2:40.483	43.549	1:15.067	41.867
9	2:39.795	43.315	1:14.243	42.237	35	2:42.466	43.336	1:16.944	42.186
10	2:40.400	43.250	1:14.426	42.724	36	2:40.215	43.493	1:14.830	41.892
11	2:41.129	43.609	1:16.397	41.123	37	52:11.302	50:02	1:22.582	46.377
12	2:41.079	43.511	1:15.401	42.167	38	3:08.241	45.009	1:21.056	
13	2:43.080	43.320	1:16.590	43.170	39	13:38.785	11:34	1:19.702	44.346
14	2:53.384	44.208	1:15.548		40	2:42.281	43.821	1:14.697	43.763
15	49:43.684	47:37	1:22.348	44.016	41	2:42.820	45.359	1:14.934	42.527
16	2:42.803	44.514	1:16.554	41.735	42	51:33.078	49:30	1:19.850	43.107
17	2:39.684	43.202	1:14.483	41.999	43	2:41.482	44.165	1:15.067	42.250
18	2:44.584	44.942	1:17.814	41.828	44	2:43.082	43.921	1:16.681	42.480
19	2:43.126	43.975	1:13.570	45.581	45	2:42.125	43.952	1:15.848	42.325
20	2:58.202	44.619	1:15.790		46	2:42.006	43.965	1:15.556	42.485
21	2:01:52.531	1:59:53	1:15.118	43.889	47	2:44.359	43.821	1:15.046	45.492
22	2:41.660	43.605	1:15.674	42.381	48	2:42.019	44.007	1:15.591	42.421
23	2:40.923	43.455	1:14.740	42.728	49	2:44.284	45.057	1:16.771	42.456
24	2:43.006	46.355	1:14.455	42.196	50	2:40.545	43.775	1:15.017	41.753
25	2:45.670	46.786	1:16.553	42.331	51	2:39.165	43.492	1:14.062	41.611
26	2:42.834	45.447	1:15.624	41.763					

81 MD GTR NISMO , Nissan GTR Nismo 2017 600 GTS /					theoretical besttime: 2:46.740				
Lap	Time	S1	S2	S3	Lap	Time	S1	S2	S3
1	3:36.013		1:43.793	1:06.740	9	2:49.811	45.983	1:19.509	44.319
2	2:52.081	46.934	1:20.452	44.695	10	2:46.920	45.302	1:18.079	43.539
3	3:41.388	55.981	1:39.145		11	4:58.930	1:14.915	2:19.034	
4	57:36.400	55:31	1:19.736	45.119	12	1:18:28.621	1:15:27	1:56.222	1:05.353
5	2:48.256	45.563	1:18.347	44.346	13	2:50.343	46.300	1:19.034	45.009
6	2:49.979	45.810	1:19.994	44.175	14	2:50.486	46.529	1:19.293	44.664
7	3:44.957	1:04.275	1:36.223		15	2:52.915	48.432	1:19.724	44.759
8	56:37.498	53:42	1:43.624	1:11.268	16	2:48.550	45.122	1:19.016	44.412

90 TOM L , AMG GT GTS /					theoretical besttime: 2:56.043				
Lap	Time	S1	S2	S3	Lap	Time	S1	S2	S3
1	3:18.431				7	53:00.242	50:37	1:30.662	51.687
2	3:14.584				8	3:12.747	52.162	1:29.631	50.954
3	5:53.335	3:40.611	1:25.120	47.604	9	3:59.201	51.120	1:39.464	
4	2:58.500	48.907	1:23.576	46.017	10	8:55.087	6:33.313	1:29.147	52.627
5	2:57.650	47.938	1:24.016	45.696	11	3:10.456	51.003	1:27.336	52.117
6	3:01.526	47.517	1:22.830		12	3:19.212	52.340	1:26.961	

Curbstone Track Days

Circuit de Spa Francorchamps, length 7004 m

23.03.2019

Curbstone



Lap Analysis All Day Laps, 23.03.2019

91 CK #91 , Porsche GT3 GTS /

theoretical besttime:

Lap	Time	S1	S2	S3	Lap	Time	S1	S2	S3
1	2:50.381				8	53:21.096			
2	2:53.130				9	11:33.483			
3	8:42.505				10	2:41.972			
4	55:33.318				11	2:45.547			
5	13:37.290				12	2:46.215			
6	2:51.612				13	3:09.186			
7	3:14.728								

99 GIPI COBRA , AC Cobra GTS /

theoretical besttime: 2:48.486

Lap	Time	S1	S2	S3	Lap	Time	S1	S2	S3
1	2:56.599		1:19.948	46.543	7	2:53.522	48.880	1:18.872	45.770
2	2:55.837	49.710	1:19.914	46.213	8	47:11.252	45:06	1:19.671	44.822
3	3:55.261	49.325	1:36.805		9	2:49.927	46.860	1:18.494	44.573
4	9:26.402	7:17.171	1:22.764	46.467	10	2:48.486	46.468	1:17.593	44.425
5	2:56.056	49.599	1:19.876	46.581	11	3:26.448	47.646	1:23.430	
6	2:54.539	48.872	1:20.052	45.615					

100 BMW M LEAGUE #100 , BMW M GTS /

theoretical besttime: 2:50.991

Lap	Time	S1	S2	S3	Lap	Time	S1	S2	S3
1	3:49.148		1:43.749	1:00.069	24	3:29.696	59.372	1:35.803	54.521
2	3:40.536	59.883	1:41.024	59.629	25	3:28.563	59.615	1:35.534	53.414
3	3:42.308	57.918	1:39.396		26	3:30.599	59.373	1:36.497	54.729
4	7:42.421	5:04.087	1:43.105	55.229	27	3:27.787	56.893	1:35.347	55.547
5	3:43.061	1:00.178	1:44.310	58.573	28	50:14.621	47:46	1:35.793	52.749
6	3:53.898	1:01.486	1:38.738		29	3:21.539	57.365	1:32.563	51.611
7	46:55.794	44:09	1:50.280	55.799	30	3:21.460	56.716	1:32.980	51.764
8	3:40.884	58.370	1:40.733	1:01.781	31	3:26.141	55.512	1:30.332	
9	3:30.917	57.584	1:36.940	56.393	32	5:15.790	2:54.236	1:29.762	51.792
10	3:29.389	55.960	1:33.845		33	3:12.661	54.072	1:28.640	49.949
11	6:14.077	3:45.229	1:35.318	53.530	34	3:11.561	52.167	1:28.424	50.970
12	3:25.729	56.871	1:35.516	53.342	35	3:15.119	53.720	1:29.515	51.884
13	3:19.887	55.786	1:33.324	50.777	36	48:57.643	46:27	1:37.621	52.787
14	49:40.478	47:05	1:38.107	57.285	37	3:26.108	57.185	1:34.907	54.016
15	3:30.105	56.380	1:38.382	55.343	38	4:01.847	58.351	1:39.054	
16	3:32.934	58.050	1:35.591		39	10:37.729	8:09.094	1:34.020	54.615
17	6:03.146	3:31.987	1:35.873	55.286	40	3:29.116	57.786	1:33.985	57.345
18	3:21.678	56.191	1:32.138	53.349	41	3:23.177	54.966	1:33.087	55.124
19	3:24.005	58.155	1:32.460	53.390	42	48:26.432	46:16	1:23.441	46.341
20	3:19.662	55.586	1:31.249	52.827	43	2:53.892	47.550	1:21.064	45.278
21	3:39.850	53.635	1:31.091		44	3:01.224	46.405	1:20.343	
22	1:51:58.401	1:49:20	1:38.122	59.396	45	4:13.561	2:04.377	1:20.430	48.754
23	3:31.126	58.162	1:35.915	57.049	46	3:10.059	47.179	1:19.308	

Curbstone Track Days

Circuit de Spa Francorchamps, length 7004 m

23.03.2019

Curbstone



Lap Analysis All Day Laps, 23.03.2019

101 BMW M LEAGUE #101 , BMW M GTS /					theoretical besttime: 3:07.467				
Lap	Time	S1	S2	S3	Lap	Time	S1	S2	S3
1	3:49.317		1:44.859	59.512	14	3:27.255	59.494	1:32.606	55.155
2	3:40.421	59.451	1:42.542	58.428	15	3:17.531	55.815	1:31.427	50.289
3	3:42.837	57.466	1:40.224		16	3:19.265	54.413	1:32.244	52.608
4	7:42.328	5:04.399	1:42.744	55.185	17	3:16.531	56.080	1:29.529	50.922
5	55:03.970	52:24	1:41.856	57.662	18	3:18.009	54.865	1:29.904	53.240
6	3:27.154	57.937	1:35.754	53.463	19	3:48.311	56.031	1:36.716	
7	3:36.807	1:05.167	1:33.606	58.034	20	1:53:36.65	1:51:13	1:29.793	52.920
8	3:41.382	1:02.838	1:34.138		21	3:31.039	54.324	1:34.594	
9	6:35.104	4:08.020	1:34.633	52.451	22	6:15.561	3:58.563	1:27.244	49.754
10	3:21.426	59.662	1:30.751	51.013	23	3:09.817	52.451	1:27.191	50.175
11	3:23.718	55.622	1:33.121	54.975	24	3:19.103	56.743	1:31.078	51.282
12	48:53.921	46:24	1:32.767	57.124	25	3:07.534	52.518	1:25.390	49.626
13	3:24.286	54.902	1:33.030	56.354					

102 BMW M LEAGUE #102 , BMW M GTS /					theoretical besttime: 3:14.993				
Lap	Time	S1	S2	S3	Lap	Time	S1	S2	S3
1	3:48.132		1:41.405	1:03.362	12	6:10.841	3:42.130	1:35.189	53.522
2	3:34.244	59.641	1:37.301	57.302	13	3:25.953	57.003	1:35.492	53.458
3	3:35.970	58.677	1:36.291		14	3:19.715	55.520	1:33.515	50.680
4	7:29.486	5:02.728	1:32.755	54.003	15	49:41.962	47:06	1:40.184	55.279
5	3:20.393	55.962	1:32.679	51.752	16	3:30.499	55.678	1:39.336	55.485
6	3:16.092	54.106	1:30.916	51.070	17	3:33.309	56.757	1:35.924	
7	3:39.945	53.659	1:30.654		18	6:02.010	3:31.156	1:35.139	55.715
8	45:36.302	42:49	1:50.823	55.792	19	3:21.261	56.185	1:31.831	53.245
9	3:40.878	57.564	1:41.259	1:02.055	20	3:23.811	58.269	1:32.277	53.265
10	3:31.290	56.822	1:38.201	56.267	21	3:20.069	55.785	1:31.296	52.988
11	3:30.776	54.881	1:34.548		22	3:43.522	53.702	1:30.789	

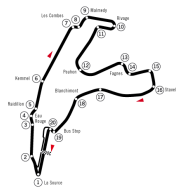
103 BMW M LEAGUE #103 , BMW M GTS /					theoretical besttime: 3:06.390				
Lap	Time	S1	S2	S3	Lap	Time	S1	S2	S3
1	3:47.815		1:44.253	1:01.268	13	3:21.345	58.261	1:31.418	51.666
2	3:34.282	58.879	1:40.097	55.306	14	3:23.615	54.385	1:35.864	53.366
3	3:40.674	57.766	1:37.273		15	48:52.926	46:24	1:32.213	56.125
4	7:24.940	4:57.156	1:34.056	53.728	16	3:24.312	54.535	1:36.146	53.631
5	3:19.966	54.828	1:34.235	50.903	17	3:27.761	59.592	1:32.373	55.796
6	3:16.203	53.501	1:31.221	51.481	18	3:17.533	54.955	1:31.846	50.732
7	3:42.777	52.939	1:31.157		19	3:17.722	52.997	1:32.500	52.225
8	46:05.317	43:25	1:42.401	56.934	20	3:06.390	51.172	1:25.606	49.612
9	3:26.760	56.441	1:36.636	53.683	21	3:08.019	51.189	1:26.844	49.986
10	3:38.887	1:04.394	1:34.607	59.886	22	3:20.375	55.384	1:31.468	53.523
11	3:45.865	59.710	1:36.605		23	3:40.909	53.154	1:30.606	
12	6:28.821	4:00.820	1:35.015	52.986					

Curbstone Track Days

Circuit de Spa Francorchamps, length 7004 m

23.03.2019

Curbstone



Lap Analysis All Day Laps, 23.03.2019

104 BMW M LEAGUE #104 , BMW M GTS /

theoretical besttime: 3:15.450

Lap	Time	S1	S2	S3	Lap	Time	S1	S2	S3
1	3:49.358		1:45.117	59.407	12	3:26.532	56.940	1:35.487	54.105
2	3:40.394	59.525	1:42.465	58.404	13	3:19.306	54.788	1:33.360	51.158
3	3:43.453	57.731	1:39.970		14	49:39.887	47:04	1:38.011	57.479
4	7:40.266	5:02.062	1:43.068	55.136	15	3:30.904	55.973	1:39.315	55.616
5	3:43.441	1:00.170	1:44.680	58.591	16	3:32.259	56.689	1:35.702	
6	3:54.200	1:01.392	1:38.859		17	6:02.467	3:31.727	1:35.376	55.364
7	46:55.461	44:09	1:50.894	55.458	18	3:21.811	56.365	1:32.183	53.263
8	3:41.041	57.981	1:41.106	1:01.954	19	3:23.734	58.168	1:32.329	53.237
9	3:30.985	57.185	1:37.506	56.294	20	3:20.122	55.697	1:31.109	53.316
10	3:29.672	55.499	1:34.119		21	3:39.999	53.612	1:30.680	
11	6:14.155	3:45.664	1:34.861	53.630					

105 BMW M LEAGUE #105 , BMW M GTS /

theoretical besttime: 3:14.589

Lap	Time	S1	S2	S3	Lap	Time	S1	S2	S3
1	3:26.994		1:36.416	53.541	9	3:27.882	59.523	1:32.500	55.859
2	3:38.910	1:04.261	1:34.902	59.747	10	3:17.686	55.050	1:31.731	50.905
3	3:39.595	1:00.061	1:35.182		11	3:19.901	53.907	1:33.064	52.930
4	6:34.438	4:07.253	1:34.941	52.244	12	3:16.121	54.558	1:29.969	51.594
5	3:22.192	59.199	1:31.405	51.588	13	3:17.296	53.715	1:30.615	52.966
6	3:23.589	54.464	1:34.385	54.740	14	3:50.295	56.257	1:36.364	
7	48:52.939	46:23	1:33.125	56.432	15	1:54:50.114	1:52:10	1:38.988	1:00.817
8	3:24.252	54.625	1:33.726	55.901	16	3:36.805	55.616	1:37.139	

106 BMW M LEAGUE #106 , BMW M GTS /

theoretical besttime: 2:56.597

Lap	Time	S1	S2	S3	Lap	Time	S1	S2	S3
1	3:31.620		1:34.424		11	3:07.886	48.314	1:22.511	
2	6:14.681	3:57.830	1:27.045	49.806	12	4:18.092	2:08.418	1:23.162	46.512
3	3:09.721	52.543	1:26.803	50.375	13	3:08.366	47.980	1:23.136	
4	3:19.290	56.886	1:30.681	51.723	14	50:30.358	48:01	1:36.960	52.356
5	3:07.533	52.094	1:25.574	49.865	15	2:58.917	48.708	1:23.580	46.629
6	48:13.627	45:58	1:26.718	48.357	16	3:22.097	48.644	1:24.927	
7	3:01.105	49.237	1:24.475	47.393	17	11:05.117	8:51.186	1:27.282	46.649
8	3:11.237	48.329	1:23.054		18	3:05.281	51.002	1:24.484	49.795
9	5:03.838	2:49.064	1:25.710	49.064	19	3:00.264	47.766	1:24.417	48.081
10	2:58.516	48.419	1:22.319	47.778	20	2:59.603	48.071	1:24.530	47.002

107 BMW M LEAGUE #107 , BMW M GTS /

theoretical besttime: 2:59.518

Lap	Time	S1	S2	S3	Lap	Time	S1	S2	S3
1	3:18.681		1:26.522		11	3:18.755	53.390	1:29.058	
2	7:57.999	5:44.379	1:25.439	48.181	12	4:37.337	2:25.764	1:23.013	48.560
3	2:59.622	49.782	1:23.117	46.723	13	49:30.866	47:01	1:34.839	54.843
4	3:08.543	50.473	1:26.991	51.079	14	3:06.084	51.480	1:24.184	50.420
5	47:04.715	50.774	45:21	52.799	15	3:08.906	51.329	1:27.637	49.940
6	3:06.911	52.494	1:24.468	49.949	16	4:24.731	1:09.211	1:47.912	
7	3:02.235	50.679	1:23.960	47.596	17	7:54.851	5:37.069	1:26.740	51.042
8	3:05.142	51.722	1:23.719	49.701	18	3:07.789	51.687	1:24.631	51.471
9	3:12.884	50.308	1:27.106		19	3:19.880	50.144	1:25.736	
10	5:03.556	2:44.368	1:27.500	51.688					

Curbstone Track Days

Circuit de Spa Francorchamps, length 7004 m

23.03.2019

Curbstone



Lap Analysis All Day Laps, 23.03.2019

108 BMW M LEAGUE #108 , BMW M GTS /

theoretical besttime: 3:14.306

Lap	Time	S1	S2	S3	Lap	Time	S1	S2	S3
1	3:30.963		1:37.726	56.433	10	11:33.431	9:08.280	1:32.361	52.790
2	3:28.643	58.169	1:36.344	54.130	11	3:16.818	51.904	1:30.739	54.175
3	3:28.201	58.849	1:35.949	53.403	12	49:00.759	46:30	1:37.258	53.138
4	3:30.999	59.194	1:37.959	53.846	13	3:27.961	56.595	1:36.172	55.194
5	3:27.507	56.314	1:35.849	55.344	14	4:02.620	55.904	1:41.381	
6	50:14.341	47:45	1:35.958	52.710	15	10:35.440	8:06.081	1:34.450	54.909
7	3:21.479	57.043	1:32.609	51.827	16	3:28.342	56.952	1:34.980	56.410
8	3:21.896	56.340	1:33.530	52.026	17	3:29.457	54.719	1:33.864	
9	3:27.910	54.863	1:30.575						

109 BMW M LEAGUE #109 , BMW M GTS /

theoretical besttime: 3:10.612

Lap	Time	S1	S2	S3	Lap	Time	S1	S2	S3
1	3:30.985		1:36.179	56.974	11	3:12.910	53.685	1:28.666	50.559
2	3:30.080	59.311	1:35.784	54.985	12	3:11.609	51.640	1:28.413	51.556
3	3:31.785	59.842	1:36.759	55.184	13	3:14.861	53.605	1:29.218	52.038
4	3:28.846	57.199	1:37.567	54.080	14	49:00.092	46:29	1:37.243	53.014
5	3:27.732	56.354	1:35.467	55.911	15	3:27.867	55.217	1:35.978	56.672
6	50:15.169	47:45	1:35.656	54.216	16	4:05.032	55.335	1:43.551	
7	3:20.202	56.034	1:32.035	52.133	17	10:32.089	8:02.425	1:34.220	55.444
8	3:22.068	56.286	1:33.489	52.293	18	3:28.292	56.643	1:35.056	56.593
9	3:29.243	54.222	1:30.879		19	3:24.590	54.140	1:33.940	56.510
10	5:11.284	2:49.467	1:30.011	51.806					

161 OR M235i Cs , BMW M235i Clubsport 2016 330 GTS /

theoretical besttime: 2:56.426

Lap	Time	S1	S2	S3	Lap	Time	S1	S2	S3
1	3:46.382		1:45.569	58.744	28	3:09.870	53.854	1:25.929	50.087
2	3:37.752	58.660	1:43.514	55.578	29	3:06.743	52.098	1:25.742	48.903
3	3:29.723	56.638	1:38.945	54.140	30	48:23.590	53.027	46:40	49.933
4	3:26.918	53.336	1:35.457		31	3:05.753	51.006	1:25.059	49.688
5	5:32.419	2:57.886	1:30.684		32	3:05.397	50.858	1:26.492	48.047
6	45:53.788			1:01.465	33	3:06.270	49.708	1:24.062	52.500
7	3:33.062	59.117	1:39.203	54.742	34	3:01.593	50.450	1:23.011	48.132
8	3:24.536	55.681	1:34.586	54.269	35	2:57.118	48.418	1:21.445	47.255
9	3:25.411	55.658	1:36.378	53.375	36	3:06.826	48.516	1:29.378	48.932
10	3:22.757	55.268	1:35.761	51.728	37	3:06.049	49.721	1:29.523	46.805
11	3:17.217	54.518	1:32.432	50.267	38	2:59.581	50.034	1:22.104	47.443
12	3:12.593	51.754	1:29.314	51.525	39	3:01.086	48.176	1:24.985	47.925
13	3:17.843	52.982	1:30.799	54.062	40	47:54.649	45:29	1:32.040	53.490
14	3:12.663	53.385	1:27.947	51.331	41	3:05.498	51.466	1:23.743	50.289
15	48:03.310	51.178	46:21	50.597	42	3:07.382	51.606	1:26.748	49.028
16	3:11.853	51.348	1:29.907	50.598	43	4:25.643	1:09.168	1:49.857	
17	3:11.321	51.079	1:29.471	50.771	44	7:30.140	5:05.136	1:32.250	52.754
18	3:09.540	51.832	1:27.250	50.458	45	3:08.113	52.050	1:26.411	49.652
19	3:17.896	57.016	1:30.814	50.066	46	3:11.715	52.424	1:27.800	51.491
20	3:06.765	50.606	1:23.946	52.213	47	3:08.529	52.222	1:26.780	49.527
21	3:07.265	50.805	1:25.462	50.998	48	47:38.334	45:15	1:31.742	51.031
22	3:08.332	50.788	1:27.500	50.044	49	3:13.649	52.300	1:31.695	49.654
23	3:14.382	51.515	1:25.555		50	3:19.717	52.657	1:31.196	55.864
24	1:54:35.911	1:52:18	1:26.233	51.064	51	3:10.029	52.475	1:27.704	49.850
25	3:09.937	52.005	1:27.174	50.758	52	3:05.833	50.782	1:26.393	48.658
26	3:08.451	52.373	1:25.837	50.241	53	4:33.244	51.934	1:34.390	
27	3:19.457	53.950	1:32.170	53.337					

Curbstone Track Days

Circuit de Spa Francorchamps, length 7004 m

23.03.2019

Curbstone



Lap Analysis All Day Laps, 23.03.2019

162 Carrera Motors , Carrera Motors GTS /					theoretical besttime: 2:42.324				
Lap	Time	S1	S2	S3	Lap	Time	S1	S2	S3
1	2:55.125		1:20.945	45.875	11	3:14.627	55.031	1:26.568	53.028
2	2:52.088	46.113	1:20.132	45.843	12	3:15.029	55.003	1:26.307	53.719
3	2:56.966	51.402	1:20.473	45.091	13	3:16.308	57.892	1:27.531	50.885
4	2:56.816	48.524	1:20.990	47.302	14	3:09.893	54.923	1:24.800	50.170
5	2:58.025	50.985	1:19.331	47.709	15	2:06:53.89	2:04:38	1:28.900	46.390
6	3:02.138	48.794	1:21.973	51.371	16	2:50.938	45.985	1:21.118	43.835
7	50:51.046	48:09	1:38.498	1:02.610	17	2:46.690	43.770	1:19.456	43.464
8	2:55.785	46.576	1:18.926		18	2:44.820	43.386	1:18.746	42.688
9	5:15.457	2:43.946	1:39.307	52.204	19	2:43.732	42.996	1:16.640	44.096
10	3:14.842	55.040	1:28.358	51.444	20	3:28.739	56.016	1:22.326	

163 MCLAREN DD , Mc Laren GTS /					theoretical besttime: 2:48.239				
Lap	Time	S1	S2	S3	Lap	Time	S1	S2	S3
1	2:55.365		1:24.578	45.180	10	2:53.927	45.966	1:21.877	46.084
2	2:53.958	46.144	1:22.224	45.590	11	2:51.663	45.212	1:21.340	45.111
3	3:00.198	47.305	1:20.873		12	3:00.051	45.111	1:20.803	
4	4:25.652	2:17.920	1:20.779	46.953	13	4:04.118	1:57.176	1:20.301	46.641
5	2:52.160	45.899	1:21.023	45.238	14	2:54.636	47.019	1:20.393	47.224
6	2:53.806	46.921	1:20.188	46.697	15	2:53.443	45.013	1:22.210	46.220
7	2:51.371	44.220	1:22.038	45.113	16	2:56.073	46.002	1:24.943	45.128
8	3:22.819	49.226	1:23.577		17	2:49.282	45.263	1:19.709	44.310
9	3:00:06.66	2:57:57	1:23.657	45.772					

290 1M FunCup #290 , VW FunCup #290 GTS /					theoretical besttime: 3:02.236				
Lap	Time	S1	S2	S3	Lap	Time	S1	S2	S3
1	3:11.411		1:26.074	50.257	19	3:02.741	52.840	1:21.447	48.454
2	3:16.955	57.259	1:27.988	51.708	20	3:22.950	52.402	1:32.280	
3	3:07.921	53.382	1:25.009	49.530	21	52:13.858	49:26	1:41.199	
4	3:09.224	53.362	1:25.157	50.705	22	4:43.913	2:04.247	1:44.210	55.456
5	3:25.637	52.793	1:35.325		23	3:24.204	56.235	1:34.898	53.071
6	2:03:39.99			50.408	24	3:15.071	55.201	1:28.218	51.652
7	3:05.088	53.745	1:22.956	48.387	25	3:13.840	55.046	1:26.368	52.426
8	3:10.562	53.242	1:26.382	50.938	26	3:15.749	55.265	1:26.557	53.927
9	3:08.248	52.521	1:25.725	50.002	27	3:16.129	57.430	1:27.712	50.987
10	3:10.590	54.515	1:26.755	49.320	28	3:09.867	54.807	1:24.669	50.391
11	3:04.063	52.820	1:22.639	48.604	29	48:02.696	45:42	1:28.589	51.528
12	3:08.995	52.676	1:26.450	49.869	30	3:13.452	56.195	1:25.708	51.549
13	3:04.109	53.109	1:22.022	48.978	31	3:09.481	54.474	1:24.579	50.428
14	3:17.346	52.976	1:21.594		32	3:55.966	58.468	1:37.479	
15	1:53:47.28	1:51:32	1:22.145	52.731	33	9:40.947	7:15.333	1:33.055	52.559
16	3:04.274	52.406	1:21.451	50.417	34	3:12.049	56.168	1:24.226	51.655
17	3:05.651	52.528	1:24.260	48.863	35	3:07.897	54.547	1:23.391	49.959
18	3:03.128	52.453	1:21.753	48.922	36	3:08.391	54.823	1:23.364	50.204

360 XL 360 CH , Ferrari 360 Challenge GTS /					theoretical besttime: 3:15.304				
Lap	Time	S1	S2	S3	Lap	Time	S1	S2	S3
1	3:55.110		1:45.956		6	3:25.436	53.039	1:33.822	
2	6:29.041	3:38.460	1:42.663		7	7:02.852	4:38.221	1:31.960	52.671
3	4:34:50.03	4:32:07	1:39.820		8	3:16.625	52.853	1:30.490	53.282
4	1:05:40.97			58.809	9	3:23.080	52.143	1:31.225	
5	3:22.811	53.628	1:34.510	54.673					

Curbstone Track Days

Circuit de Spa Francorchamps, length 7004 m

23.03.2019

Curbstone



Lap Analysis All Day Laps, 23.03.2019

501 DL CAYMAN 501 , Porsche Cayman DL 2010 GTS /					theoretical besttime: 3:05.576				
Lap	Time	S1	S2	S3	Lap	Time	S1	S2	S3
1	3:36.754		1:37.873	56.725	25	3:15.444	54.389	1:26.022	
2	3:33.550	1:01.481	1:37.879	54.190	26	1:56:34.061	1:54:09	1:30.188	53.963
3	3:24.083	59.087	1:32.950	52.046	27	3:12.805	57.110	1:25.377	50.318
4	3:21.608	57.919	1:31.319	52.370	28	3:10.634	56.351	1:24.687	49.596
5	3:25.279	57.772	1:32.966	54.541	29	3:24.656	56.191	1:36.895	51.570
6	3:19.409	57.043	1:30.837	51.529	30	3:10.555	54.364	1:25.046	51.145
7	3:18.566	56.799	1:30.838	50.929	31	3:07.921	55.104	1:24.209	48.608
8	3:20.715	56.412	1:26.876		32	3:05.867	53.893	1:23.532	48.442
9	43:02.463			50.954	33	48:39.570	46:15	1:30.897	53.466
10	3:19.638	57.838	1:30.335	51.465	34	3:19.842	58.030	1:29.356	52.456
11	3:14.246	55.173	1:28.075	50.998	35	3:13.294	57.179	1:26.699	49.416
12	3:12.623	55.369	1:26.046	51.208	36	3:12.631	55.578	1:23.789	
13	3:10.947	55.519	1:26.124	49.304	37	1:04:25.60	1:01:51	1:36.415	57.429
14	3:10.075	55.269	1:24.742	50.064	38	3:29.118	1:01.121	1:34.981	53.016
15	3:15.578	54.566	1:28.327		39	4:06.881	58.319	1:40.743	
16	4:42.189	2:25.456	1:26.333	50.400	40	9:33.232	7:12.553	1:29.662	51.017
17	3:11.196	54.778	1:26.238	50.180	41	3:15.598	59.087	1:25.817	50.694
18	47:51.159	53.852	46:05	51.603	42	3:14.642	56.121	1:28.211	50.310
19	3:16.493	1:00.030	1:26.737	49.726	43	3:11.775	56.276	1:25.330	50.169
20	3:10.982	55.616	1:25.702	49.664	44	46:51.616	44:27	1:31.825	51.996
21	3:20.945	58.553	1:29.076	53.316	45	3:12.774	55.927	1:26.550	50.297
22	3:09.271	55.133	1:24.108	50.030	46	3:11.877	55.883	1:26.062	49.932
23	3:09.122	55.069	1:24.929	49.124	47	3:17.534	56.265	1:26.832	
24	3:09.246	55.693	1:25.361	48.192					

509 PB AC 509 , Abarth 509 AC 2015 195 GTS /					theoretical besttime: 2:59.986				
Lap	Time	S1	S2	S3	Lap	Time	S1	S2	S3
1	3:44.871		1:37.946	59.220	25	3:14.236	54.932	1:24.574	54.730
2	3:35.741	1:04.993	1:33.104	57.644	26	3:04.069	53.745	1:21.969	48.355
3	3:32.982	1:03.702	1:32.456	56.824	27	3:05.128	53.188	1:22.913	49.027
4	3:30.439	1:03.024	1:30.677	56.738	28	3:02.432	52.652	1:21.399	48.381
5	3:30.594	1:02.728	1:30.760		29	3:01.681	52.667	1:21.317	47.697
6	5:09.981	2:41.922	1:32.043	56.016	30	3:01.315	52.547	1:20.770	47.998
7	3:42.161	1:02.485	1:32.161		31	47:52.337	45:31	1:29.626	50.861
8	43:18.118			58.673	32	3:08.482	54.139	1:23.372	50.971
9	3:33.318	1:04.777	1:31.500	57.041	33	3:08.153	52.758	1:22.410	
10	3:30.569	1:03.055	1:30.685	56.829	34	4:46.042	2:34.102	1:22.546	49.394
11	3:32.925	1:03.473	1:30.332		35	3:02.470	52.570	1:21.548	48.352
12	4:52.315	2:24.585	1:31.474	56.256	36	3:02.852	52.239	1:21.544	49.069
13	3:29.938	1:02.798	1:29.129	58.011	37	3:02.903	52.748	1:20.899	49.256
14	3:34.635	1:02.568	1:35.573	56.494	38	3:00.590	52.070	1:20.650	47.870
15	3:30.824	1:02.170	1:32.966	55.688	39	3:00.734	52.677	1:20.572	47.485
16	51:22.286	48:54	1:34.560	52.962	40	47:24.736	45:00	1:31.099	53.339
17	3:15.155	56.090	1:28.698	50.367	41	3:02.691	52.803	1:22.071	47.817
18	3:07.562	53.982	1:24.507	49.073	42	3:02.179	52.275	1:22.193	47.711
19	3:05.546	52.337	1:24.572	48.637	43	4:40.360	55.761	2:18.248	
20	3:03.223	52.594	1:21.554	49.075	44	7:34.471	5:17.192	1:27.686	49.593
21	3:01.901	52.377	1:21.755	47.769	45	3:01.379	52.559	1:21.476	47.344
22	3:03.345	52.487	1:21.901	48.957	46	3:03.622	53.290	1:21.645	48.687
23	3:32.657	52.476	1:24.263		47	3:06.177	53.054	1:24.731	48.392
24	1:55:02.27	1:52:49	1:23.654	49.176					

Curbstone Track Days

Circuit de Spa Francorchamps, length 7004 m

23.03.2019

Curbstone



Lap Analysis All Day Laps, 23.03.2019

511 FMA 488 PISTA , Ferrari 488 Pista 2019 720 GTS /

theoretical besttime: 2:42.840

Lap	Time	S1	S2	S3	Lap	Time	S1	S2	S3
1	3:18.252				14	2:46.145	43.420	1:19.146	43.579
2	10:03.873				15	56:28.677	54:15	1:26.275	46.408
3	2:53.356				16	2:44.562	43.265	1:18.389	42.908
4	2:53.174				17	2:47.931	43.257	1:21.791	42.883
5	55:56.915				18	2:45.577	43.321	1:19.132	43.124
6	10:41.047				19	2:49.899	47.271	1:20.046	42.582
7	5:33.871				20	3:16.189	43.538	1:26.312	
8	1:55:41.333				21	56:39.478	54:20	1:28.719	50.530
9	2:47.291	43.232	1:17.611		22	3:51.933	46.967	1:37.757	
10	5:35.004	3:32.492	1:18.367	44.145	23	8:51.775	6:46.160	1:21.632	43.983
11	2:45.554	43.135	1:18.435	43.984	24	2:43.666	43.155	1:18.033	42.478
12	2:45.709	42.927	1:19.893	42.889	25	3:17.592	43.290	1:29.636	
13	2:46.013	42.751	1:18.929	44.333					

513 BVD AC 513 , Abarth 513 AC 2015 195 GTS /

theoretical besttime: 3:12.636

Lap	Time	S1	S2	S3	Lap	Time	S1	S2	S3
1	3:33.614		1:39.685	55.027	21	3:28.328	56.145	1:36.620	55.563
2	3:39.823	59.525	1:36.597		22	3:20.685	57.328	1:31.712	51.645
3	8:04.853	5:35.970	1:35.294	53.589	23	51:09.166	48:28	1:41.656	59.168
4	3:43.427	57.110	1:31.856		24	3:23.142	56.131	1:34.257	52.754
5	46:12.561				25	3:28.404	58.099	1:34.993	55.312
6	5:40.654	3:04.586	1:43.258	52.810	26	3:16.425	54.986	1:29.832	51.607
7	4:31.725	54.683	2:41.059	55.983	27	3:23.077	54.667	1:31.974	56.436
8	4:40.659	1:46.085	1:52.908	1:01.666	28	3:37.125	55.668	1:36.060	
9	3:49.394	1:04.653	1:46.660	58.081	29	5:17.414	2:44.818	1:39.270	53.326
10	3:36.186	1:00.086	1:40.668	55.432	30	51:47.992	49:19	1:35.262	53.253
11	3:37.485	59.649	1:42.928	54.908	31	3:17.811	55.155	1:31.757	50.899
12	54:12.799	51:37	1:41.104	54.254	32	4:12.332	54.038	1:59.195	
13	3:24.319	57.855	1:35.175	51.289	33	9:15.772	6:46.813	1:36.388	52.571
14	3:41.960	1:04.653	1:35.314		34	3:15.599	53.981	1:28.843	52.775
15	5:42.326	3:16.558	1:33.593	52.175	35	3:13.319	54.045	1:28.116	51.158
16	3:25.357	1:01.474	1:32.454	51.429	36	3:19.959	58.581	1:29.524	51.854
17	3:28.270	56.125	1:29.730		37	47:37.761	45:12	1:33.720	51.774
18	1:56:08.444	1:53:48	1:29.453	50.906	38	3:18.719	53.621	1:30.708	54.390
19	3:14.434	54.492	1:28.802	51.140	39	3:34.784	55.065	1:38.316	
20	4:32.575	58.032	2:39.526	55.017					

Curbstone Track Days

Circuit de Spa Francorchamps, length 7004 m

23.03.2019

Curbstone



Lap Analysis All Day Laps, 23.03.2019

595 BVD AC 595 , Abarth 531 AC 2015 195 GTS /

theoretical besttime: 3:05.799

Lap	Time	S1	S2	S3	Lap	Time	S1	S2	S3
1	3:34.436		1:36.454	58.859	20	3:11.306	54.455	1:26.537	50.314
2	3:38.835	1:01.044	1:34.986		21	3:10.746	53.583	1:26.814	50.349
3	59:02.602	55:29	2:36.347	56.493	22	3:11.719	53.793	1:27.606	50.320
4	3:33.711	58.171	1:36.354		23	3:12.081	55.360	1:27.108	49.613
5	5:30.766	3:00.297	1:36.489	53.980	24	51:11.390	48:32	1:41.717	57.233
6	3:18.611	56.386	1:30.142	52.083	25	3:11.964	54.195	1:26.624	51.145
7	3:15.175	54.897	1:28.747	51.531	26	3:11.215	53.867	1:26.429	50.919
8	3:16.916	54.876	1:28.292	53.748	27	3:09.409	53.677	1:24.550	51.182
9	3:15.362	54.521	1:29.489	51.352	28	3:09.692	53.844	1:25.049	50.799
10	3:13.252	54.686	1:27.110	51.456	29	3:09.148	53.161	1:25.205	50.782
11	53:43.505	51:09	1:41.747	52.714	30	3:09.070	53.219	1:25.747	50.104
12	3:15.777	55.570	1:28.976	51.231	31	3:09.102	52.597	1:25.904	50.601
13	3:17.021	57.636	1:28.623	50.762	32	3:06.084	52.649	1:23.589	49.846
14	3:13.548	54.283	1:28.766	50.499	33	49:00.767	46:30	1:36.399	53.636
15	3:12.263	54.448	1:27.319	50.496	34	3:14.233	55.087	1:27.468	51.678
16	3:10.678	54.460	1:26.190	50.028	35	4:14.988	54.437	2:02.086	
17	3:21.820	53.332	1:25.723		36	10:30.678	8:11.672	1:27.512	51.494
18	1:54:55.321	1:52:37	1:26.602	51.386	37	3:14.456	54.918	1:27.555	51.983
19	3:11.671	53.728	1:27.076	50.867	38	3:13.021	54.389	1:26.886	51.746