


32 GP CAMIÓN DE ESPAÑA

Circuito del Jarama, length 3850 m

06. - 07. October 2018

CER - GT Campeonato de España

OFFICIAL Result Race 1 - Class 2 + 3,



Pos	No.	Cl.	Entrant Driver, Place	Team Make	Lap	Time total	Interval GAP	Avg. Total	fastest Avg.	at Lap
-----	-----	-----	--------------------------	--------------	-----	------------	-----------------	---------------	-----------------	-----------

D3

Started: 5 Classified: 5 Not Classified: 0

1	21	D3	Euskadi Racing Class 2 Mikel Huarte / ESP Robert García	BMW M235I Racing	25	50:03.683		115.358	1:45.789	25
2	27	D3	SMC Junior Motorsport Class 2 Moisés Ruiz / ESP Alfonso Colomina	Peugeot RCZ	25	50:29.415	25.732	114.379	1:47.442	16
3	19	D3	Chefo Sport Class 2 Mariano Alonso / ESP Gabriel Alonso	Peugeot RCZ	25	51:02.129	58.446	113.157	1:46.253	16
4	29	D3	Chefo Sport Class 2 Nicolas Abella / ESP Angel Santos	Peugeot RCZ	25	51:23.766	1:20.083	112.363	1:46.148	24
5	4	D3	Euskadi Racing Class 2 Jorge Espinosa / ESP	BMW M235I Racing	24	50:21.298	1 Lap	110.098	1:46.585	12

D4

Started: 11 Classified: 11 Not Classified: 0

1	59	D4	Ultima Vuelta Class 3 Francisco Perez / ESP	Peugeot 207 PROTO	25	50:00.917		115.465	1:47.334	11
2	35	D4	RC2 Junior Team Class 2 Ferrán Mendez / ESP	Renault Clio Cup IV	25	50:19.077	18.160	114.770	1:47.845	17
3	14	D4	Skualo Competición Class 2 Henk van Zoest / ESP	Renault Clio Cup IV	25	50:23.042	22.125	114.620	1:47.895	7
4	23	D4	RC2 Junior Team Class 2 Didac Ros / ESP	Renault Clio Cup IV	25	50:27.845	26.928	114.438	1:47.240	15
5	43	D4	Motor Club Sabadell Class 2 Marc De Fulgencio / ESP	Renault Clio Cup IV	25	50:28.777	27.860	114.403	1:47.063	20
6	60	D4	SMC Junior Motorsport Class 2 José Antonio Rueda / ESP Rafael Rodríguez	Renault Clio Cup IV	25	50:36.284	35.367	114.120	1:47.975	20
7	81	D4	Chefo Sport Class 2 Sergi Morera / ESP Bruno Mendez	Renault Clio Cup IV	25	51:10.297	1:09.380	112.856	1:47.666	16
8	18	D4	CD Plemar Sport Class 2 José Luis Lopez / ESP Alvaro Rodriguez	Renault Clio Cup IV	25	51:36.396	1:35.479	111.904	1:48.095	23
9	84	D4	Jouan Alexandre Class 2 Jouan Alexandre / FRA Arthur Lepreire	Mitjet 2,0	24	50:16.137	1 Lap	110.287	1:51.208	16
10	44	D4	Motor Club Sabadell Class 2 Arturo Espuny / ESP	Renault Clio Cup IV	24	50:20.534	1 Lap	110.126	1:47.589	14
11	85	D4	Dauger Jean-Louis Class 2 Jean-Luis Dauger / FRA Guillaum Brout	Mitjet 2,0	24	51:35.681	1 Lap	107.453	1:53.994	6

D5

Started: 7 Classified: 6 Not Classified: 1

1	76	D5	Vicente Gabriel Vallés Class 3 Vicente Gabriel Vallés / ESP	Ford Fiesta 1.6	24	50:24.288		109.990	1:50.775	23
---	----	----	--	-----------------	----	-----------	--	---------	----------	----




32 GP CAMIÓN DE ESPAÑA

Circuito del Jarama, length 3850 m

06. - 07. October 2018

CER - GT Campeonato de España

OFFICIAL Result Race 1 - Class 2 + 3,



Pos	No.	Cl.	Entrant Driver, Place	Team Make	Lap	Time total	Interval GAP	Avg. Total	fastest Avg.	at Lap
2	56	D5 Class 3	Henri Pellefigue Henri Pellefigue / FRA Edouard Atkian	Renault Spider	24	50:45.213	20.925 +20.925	109.234	1:48.714 127.490	7
3	39	D5 Class 3	Euskadi Racing Borja Hormigos / ESP	Mini Challenge	24	50:49.579	25.291 +04.366	109.077	1:51.116 124.735	23
4	12	D5 Class 3	Peña Autocross Arteixo Juan Campos / ESP	Renault Clio Cup III	24	50:52.246	27.958 +02.667	108.982	1:50.802 125.088	22
5	83	D5 Class 3	Thanneur Jean-Philippe Jean-Philippe Thanneur / FRA Simon Thanneur	Renault Clio Cup III	24	51:21.732	57.444 +29.486	107.939	1:51.949 123.806	24
6	80	D5 Class 3	Julio Carayol Casas Julio Carayol / ESP	Renault Clio Cup III	24	51:42.903	1:18.615 +21.171	107.203	1:54.658 120.881	17

DID NOT CLASSIFY

50	D5 Class 2	Eficar Team Gustavo Gomar / ESP	Renault Clio Cup III	12	50:18.714	12 Laps 12 Laps	55.096	1:50.722 125.178	7
----	---------------	------------------------------------	----------------------	----	-----------	--------------------	--------	---------------------	---

D6

Started: 17 Classified: 14 Not Classified: 3

1	73	D6 Class 3	VSR Motorsport Angel Lafuente / ESP Ivan Velasco	Ford Fiesta ST Line	23	50:18.038		105.625	1:56.870 118.593	14
2	40	D6 Class 3	VSR Motorsport Oscar Auñón / ESP	BMW 325i	23	50:33.491	15.453 +15.453	105.087	1:54.465 121.085	16
3	71	D6 Class 3	RACE Fernando Benito / ESP Jose Alacid	Ford Fiesta ST Line	23	50:47.779	29.741 +14.288	104.594	1:57.570 117.887	9
4	75	D6 Class 3	Extremadura Rally Team Miguel Grande / ESP	Ford Fiesta ST Line	23	51:06.476	48.438 +18.697	103.956	1:58.015 117.443	6
5	51	D6 Class 3	Chefo Sport Samuel Pineda / ESP	Hyundai Getz Cup	23	51:07.891	49.853 +01.415	103.909	1:57.722 117.735	15
6	66	D6 Class 3	Esc. Mallorca Competició Miquel Socias / ESP	Ford Fiesta ST Line	23	51:19.508	1:01.470 +11.617	103.517	1:58.235 117.224	16
7	74	D6 Class 3	VSR Motorsport Fernando Navarrete / ESP Angel Franco	Ford Fiesta ST Line	22	49:52.073	1 Lap 1 Lap	101.909	1:58.644 116.820	10
8	54	D6 Class 3	Club Jarama Sport Javier Campo / ESP Pedro José Herraiz	Suzuki Swift Cup	22	49:55.995	1 Lap +03.922	101.776	2:00.732 114.800	9
9	65	D6 Class 3	Escudería Costa Daurada Daniel Cuadrado / ESP Gonzalo Cabañas	Ford Fiesta ST Line	22	50:55.632	1 Lap +59.637	99.790	1:59.122 116.351	10
10	67	D6 Class 3	Motor Club Sr Pitius Micaela Tur / ESP	Ford Fiesta ST Line	22	51:09.378	1 Lap +13.746	99.343	2:02.821 112.847	5
11	58	D6 Class 3	VSR Motorsport Raúl Rampérez / ESP Raúl Cerrada	BMW 325i	22	51:27.228	1 Lap +17.850	98.768	1:56.803 118.661	18
12	79	D6 Class 3	Slt Racing Javier Cicuendez / ESP	Citroen Saxo 1.6 i	21	51:17.386	2 Laps 1 Lap	94.580	1:57.174 118.286	15
13	53	D6 Class 3	Chefo Sport Francisco J. Cortinas / ESP Javier Jiménez	Suzuki Swift Cup	20	50:28.937	3 Laps 1 Lap	91.517	2:03.275 112.432	15
14	69	D6 Class 3	Escudería Costa Daurada Mario Cortijo / ESP	Ford Fiesta ST Line	19	51:23.272	4 Laps 1 Lap	85.409	2:21.930 97.654	7

V-LINE ORG.


32 GP CAMIÓN DE ESPAÑA

Circuito del Jarama, length 3850 m

06. - 07. October 2018

CER - GT Campeonato de Espana

OFFICIAL Result Race 1 - Class 2 + 3,



Pos	No.	Cl.	Entrant Driver, Place	Team Make	Lap	Time total	Interval GAP	Avg. Total	fastest Avg.	at Lap
DID NOT CLASSIFY										
45	D6		Israel de Ana Morales		15	47:04.015	8 Laps	73.619	1:51.268	8
	Class 3		Israel de Ana / ESP	Peugeot 207 HTP			4 Laps		124.564	
68	D6		Desguaces La Torre		8	19:30.084	15 Laps	94.762	1:57.924	6
	Class 3		José Antonio Chicoy / ESP	Ford Fiesta ST Line			7 Laps		117.533	
55	D6		Club Jarama Sport		1	3:11.187	22 Laps	72.494	00.000	
	Class 3		Samuel Gomez / ESP Busian Fontan	Suzuki Swift Cup			7 Laps		0.000	

fastest lap: 21 Huarte/García 1:45.789 =131.016 km/h

CARS #21, 27, 43, 58, 59 & 81 - 10 SEC TIME PENALTY (33.3 RD CER-GT) | CAR #60 - 20 SEC TIME PENALTY (33.3 RD CER-GT)

CAR # 76, 79, 83 & 85 - DRIVE THROUGH PENALTY IN EXCHANGE A TIME PENALTY OF 25 SEC (33.3 RD CER-GT) | CAR # 79 - 40 SEC TIME PENALTY (30.2 RD CER-GT)

Issued:

Stewards:

Timekeeper:

V-LINE ORG.