




FIA EUROPEAN TRUCK RACING CHAMPIONSHIP

Race 1



Slovakia Ring 5922 m


15. - 16. July 2017

FIA EUROPEAN TRUCK RACING CHAMPIONSHIP

Slovakia Ring, length 5922 m

15. - 16. July 2017

KIA LOTOS RACE



Result Race 1, 16.07.2017 FINAL

started : 17 classified : 13 not classified : 4

Poř. No.	Cl.	Entrant Driver, Place	Sponsor Make	Lap	Time total	Interval	Avg. Total GAP	fastest Avg.	at Lap
1	7	Tomasz Magdziarz Tomasz Magdziarz / POL	Kia picanto	12	37:06.722		114.891	2:52.587 123.527	11
2	10	Kamil Serafin Kamil Serafin / POL	Kia picanto	12	37:06.832	00.110	114.885	2:52.884 123.315	11
3	43	Jan Antoszewski Jan Antoszewski / POL	Kia picanto	12	37:08.253	01.531	114.812	2:52.542 123.559	6
4	29	Damian Litwinowicz Damian Litwinowicz / POL	Kia picanto	12	37:13.314	06.592	114.552	2:53.309 123.013	6
5	16	Marcin Ganowski Marcin Ganowski / POL	Kia picanto	12	37:13.591	06.869	114.538	2:53.493 122.882	10
6	28	Przemysław Pytlak Przemysław Pytlak / POL	Kia picanto	12	37:15.724	09.002	114.428	2:54.015 122.514	12
7	22	Jakub Dwernicki Jakub Dwernicki / POL	Kia picanto	12	37:25.098	18.376	113.951	2:54.009 122.518	8
8	33	Nikodem Wierzbicki Nikodem Wierzbicki / POL	Kia picanto	12	37:37.416	30.694	113.329	2:53.072 123.181	11
9	9	Lukas Keil Lukas Keil / DEU	Kia picanto	12	37:40.424	33.702	113.178	2:53.683 122.748	4
10	12	Max Günther Max Günther / DEU	Kia picanto	12	37:46.982	40.260	112.851	2:53.688 122.744	4
11	66	BM Racing Team Szymon Jablonski / POL	Kia picanto	12	37:48.171	41.449	112.791	2:52.683 123.459	7
12	99	Maciej Ziemek Maciej Ziemek / POL	Kia picanto	12	38:04.333	57.611	111.993	2:58.470 119.455	10
13	30	Filip Kaminiarz Filip Kaminiarz / POL	Kia picanto	12	38:08.040	1:01.318	111.812	2:55.207 121.680	4
DID NOT CLASSIFIED									
21		Dawid Borek Dawid Borek / POL	Kia picanto	9	28:31.692	3 laps	112.095	2:52.982 123.245	8
13		BM Racing Team Szymon Ladniak / POL	Kia picanto	3	11:05.228	9 laps	96.144	3:00.483 118.123	1
77		Sun Aqua Kia Racing Team Petra Krajnyák / HUN	Kia picanto	2	8:53.984	10 laps	79.850	3:03.303 116.306	1
44		Sun Aqua Kia Racing Team Adrienn Vogel / HUN	Kia picanto	1	3:00.379	11 laps	118.191	3:00.379 118.191	1

fastest lap: 43 Antoszewski Jan 2:52.542 =123.559 km/h

CAR #9 - DRIVE THROUGH PENALTY REPLACED BY 25 SEC TIME PENALTY

CAR #30 - 10 SEC TIME PENALTY (technical issue) | CARS #33 & 66 - 30 SEC TIME PENALTY (STOP & GO PENALTY)

Issued:


Stewards:

FIA EUROPEAN TRUCK RACING CHAMPIONSHIP

Slovakia Ring, length 5922 m

15. - 16. July 2017

KIA LOTOS RACE



KIA LOTOS RACE

Lap by Lap Race 1, 16.07.2017

7 Tomasz Magdziarz , Kia picanto / POL															
1	3:00.724	2	3:11.650	3	4:49.934	4	2:54.726	5	2:54.088	6	2:53.260	7	2:53.509	8	2:54.818
9	2:54.034	10	2:53.298	11	2:52.587	12	2:54.094								

9 Lukas Keil , Kia picanto / DEU															
1	3:04.536	2	3:11.252	3	4:49.374	4	2:53.683	5	2:54.952	6	2:55.323	7	2:54.293	8	2:53.831
9	2:53.902	10	2:55.949	11	2:54.332	12	2:53.997								

10 Kamil Serafin , Kia picanto / POL															
1	2:58.394	2	3:13.416	3	4:50.201	4	2:54.649	5	2:53.820	6	2:53.907	7	2:54.598	8	2:53.344
9	2:53.849	10	2:52.909	11	2:52.884	12	2:54.861								

12 Max Günther , Kia picanto / DEU															
1	3:01.008	2	3:11.917	3	4:49.669	4	2:53.688	5	3:00.090	6	2:56.900	7	2:58.028	8	2:59.372
9	2:59.128	10	2:59.153	11	2:59.113	12	2:58.916								

13 Szymon Ladniak , Kia picanto / POL															
1	3:00.483	2	3:13.871	3	4:50.874										

16 Marcin Ganowski , Kia picanto / POL															
1	3:05.134	2	3:10.903	3	4:49.461	4	2:54.948	5	2:55.235	6	2:54.304	7	2:53.699	8	2:54.072
9	2:53.606	10	2:53.493	11	2:54.822	12	2:53.914								

21 Dawid Borek , Kia picanto / POL															
1	3:01.258	2	3:12.437	3	4:49.675	4	2:54.127	5	2:54.082	6	2:53.943	7	2:59.568	8	2:52.982
9	2:53.620														

22 Jakub Dwernicki , Kia picanto / POL															
1	3:02.628	2	3:12.653	3	4:49.344	4	2:55.494	5	2:54.620	6	2:54.809	7	2:54.760	8	2:54.009
9	2:58.407	10	2:56.219	11	2:56.413	12	2:55.742								

28 Przemyslaw Pytlak , Kia picanto / POL															
1	3:02.297	2	3:12.427	3	4:50.123	4	2:54.371	5	2:55.013	6	2:54.600	7	2:54.241	8	2:54.427
9	2:55.766	10	2:54.067	11	2:54.377	12	2:54.015								

29 Damian Litwinowicz , Kia picanto / POL															
1	3:01.771	2	3:12.315	3	4:49.490	4	2:53.562	5	2:54.235	6	2:53.309	7	2:57.241	8	2:54.229
9	2:53.689	10	2:54.630	11	2:55.336	12	2:53.507								

30 Filip Kaminiarz , Kia picanto / POL															
1	3:04.854	2	3:12.645	3	4:49.066	4	2:55.207	5	2:58.600	6	2:58.685	7	2:58.698	8	2:59.757
9	2:59.197	10	2:59.697	11	3:01.376	12	3:00.258								

33 Nikodem Wierzbicki , Kia picanto / POL															
1	2:59.322	2	3:12.080	3	4:50.309	4	2:54.481	5	2:53.966	6	2:53.710	7	2:53.727	8	2:54.558
9	2:53.769	10	2:53.524	11	2:53.072	12	2:54.898								


43 Jan Antoszewski , Kia picanto / POL															
1	3:01.462	2	3:11.758	3	4:49.788	4	2:53.507	5	2:56.050	6	2:52.542	7	2:53.551	8	2:53.149
9	2:53.783	10	2:54.892	11	2:52.720	12	2:55.051								

FIA EUROPEAN TRUCK RACING CHAMPIONSHIP

Slovakia Ring, length 5922 m

15. - 16. July 2017

KIA LOTOS RACE



KIA LOTOS
RACE

Lap by Lap Race 1, 16.07.2017

44 Adrienn Vogel , Kia picanto / HUN													
1	3:00.379												

66 Szymon Jablonski , Kia picanto / POL															
1	2:59.550	2	3:16.990	3	4:49.181	4	2:54.539	5	2:55.762	6	2:53.708	7	2:52.683	8	2:53.563
9	2:54.262	10	2:55.494	11	2:55.550	12	2:56.889								

77 Petra Krajnyák , Kia picanto / HUN														
1	3:03.303	pit	5:50.681											


99 Maciej Ziemek , Kia picanto / POL															
1	3:09.452	2	3:09.672	3	4:48.042	4	3:02.806	5	3:00.641	6	3:00.029	7	2:59.652	8	2:58.678
9	2:58.846	10	2:58.470	11	2:59.011	12	2:59.034								

FIA EUROPEAN TRUCK RACING CHAMPIONSHIP

Slovakia Ring, length 5922 m

15. - 16. July 2017

KIA LOTOS RACE



Lap Analysis Race 1, 16.07.2017

7 Tomasz Magdziarz (POL) (Kia picanto)

Theoretische Bestzeit: 2:51.672

Lap	D	Time	S1	S2	S3	Lap	D	Time	S1	S2	S3
1	1	3:00.724	1:02.382	1:22.385	35.957	7	1	2:53.509	55.593	1:21.392	36.524
2	1	3:11.650	54.384	1:25.038	52.228	8	1	2:54.818	55.467	1:23.109	36.242
3	1	4:49.934	1:49.289	2:04.187	56.458	9	1	2:54.034	55.705	1:22.065	36.264
4	1	2:54.726	56.266	1:22.191	36.269	10	1	2:53.298	55.413	1:21.539	36.346
5	1	2:54.088	55.346	1:22.812	35.930	11	1	2:52.587	54.966	1:21.351	36.263
6	1	2:53.260	54.897	1:21.763	36.600	12	1	2:54.094	55.295	1:22.121	36.678

9 Lukas Keil (DEU) (Kia picanto)

Theoretische Bestzeit: 2:52.129

Lap	D	Time	S1	S2	S3	Lap	D	Time	S1	S2	S3
1	1	3:04.536	1:05.181	1:23.120	36.235	7	1	2:54.293	55.022	1:22.753	36.518
2	1	3:11.252	58.188	1:22.625	50.439	8	1	2:53.831	54.542	1:22.696	36.593
3	1	4:49.374	1:52.330	2:00.824	56.220	9	1	2:53.902	55.066	1:22.526	36.310
4	1	2:53.683	55.774	1:21.561	36.346	10	1	2:55.949	54.331	1:23.974	37.644
5	1	2:54.952	55.384	1:23.022	36.546	11	1	2:54.332	55.393	1:22.605	36.334
6	1	2:55.323	56.325	1:22.074	36.924	12	1	2:53.997	55.235	1:22.396	36.366

10 Kamil Serafin (POL) (Kia picanto)

Theoretische Bestzeit: 2:51.865

Lap	D	Time	S1	S2	S3	Lap	D	Time	S1	S2	S3
1	1	2:58.394	1:00.951	1:20.977	36.466	7	1	2:54.598	56.221	1:22.062	36.315
2	1	3:13.416	55.659	1:25.640	52.117	8	1	2:53.344	54.719	1:22.345	36.280
3	1	4:50.201	1:49.081	2:04.661	56.459	9	1	2:53.849	56.055	1:21.524	36.270
4	1	2:54.649	55.919	1:22.202	36.528	10	1	2:52.909	55.281	1:21.302	36.326
5	1	2:53.820	55.386	1:22.232	36.202	11	1	2:52.884	55.385	1:20.944	36.555
6	1	2:53.907	55.895	1:21.644	36.368	12	1	2:54.861	56.556	1:21.781	36.524

12 Max Günther (DEU) (Kia picanto)

Theoretische Bestzeit: 2:52.009

Lap	D	Time	S1	S2	S3	Lap	D	Time	S1	S2	S3
1	1	3:01.008	1:02.511	1:22.545	35.952	7	1	2:58.028	57.326	1:22.891	37.811
2	1	3:11.917	54.109	1:25.518	52.290	8	1	2:59.372	57.809	1:23.661	37.902
3	1	4:49.669	1:49.806	2:03.481	56.382	9	1	2:59.128	58.083	1:23.382	37.663
4	1	2:53.688	55.408	1:21.941	36.332	10	1	2:59.153	58.073	1:23.273	37.807
5	1	3:00.090	56.287	1:26.530	37.273	11	1	2:59.113	58.117	1:23.305	37.691
6	1	2:56.900	56.213	1:23.088	37.599	12	1	2:58.916	57.970	1:23.126	37.820

13 Szymon Ladniak (POL) (Kia picanto)

Theoretische Bestzeit: 2:52.352

Lap	D	Time	S1	S2	S3	Lap	D	Time	S1	S2	S3
1	1	3:00.483	1:02.234	1:22.011	36.238	3	1	4:50.874	1:51.401	2:01.899	57.574
2	1	3:13.871	54.103	1:27.534	52.234						

16 Marcin Ganowski (POL) (Kia picanto)

Theoretische Bestzeit: 2:52.387

Lap	D	Time	S1	S2	S3	Lap	D	Time	S1	S2	S3
1	1	3:05.134	1:04.769	1:23.947	36.418	7	1	2:53.699	55.070	1:22.181	36.448
2	1	3:10.903	57.797	1:23.316	49.790	8	1	2:54.072	54.572	1:23.300	36.200
3	1	4:49.461	1:52.966	2:00.491	56.004	9	1	2:53.606	55.035	1:22.399	36.172
4	1	2:54.948	56.195	1:22.762	35.991	10	1	2:53.493	54.314	1:22.928	36.251
5	1	2:55.235	55.647	1:23.095	36.493	11	1	2:54.822	55.335	1:23.101	36.386
6	1	2:54.304	55.060	1:22.871	36.373	12	1	2:53.914	55.335	1:22.081	36.497

21 Dawid Borek (POL) (Kia picanto)

Theoretische Bestzeit: 2:51.601

Lap	D	Time	S1	S2	S3	Lap	D	Time	S1	S2	S3
1	1	3:01.258	1:02.819	1:22.480	35.959	6	1	2:53.943	54.988	1:22.648	36.307
2	1	3:12.437	53.673	1:26.317	52.447	7	1	2:59.568	54.827	1:28.548	36.193
3	1	4:49.675	1:50.570	2:02.564	56.541	8	1	2:52.982	54.246	1:21.961	36.767
4	1	2:54.127	55.482	1:22.432	36.213	9	1	2:53.620	55.149	1:22.286	36.185
5	1	2:54.082	54.712	1:23.406	35.964						

22 Jakub Dwernicki (POL) (Kia picanto)

Theoretische Bestzeit: 2:53.609


Lap	D	Time	S1	S2	S3	Lap	D	Time	S1	S2	S3
1	1	3:02.628	1:03.991	1:22.387	36.250	7	1	2:54.760	55.231	1:23.025	36.504

FIA EUROPEAN TRUCK RACING CHAMPIONSHIP

Slovakia Ring, length 5922 m

15. - 16. July 2017

KIA LOTOS RACE



Lap Analysis Race 1, 16.07.2017


Lap	D	Time	S1	S2	S3	Lap	D	Time	S1	S2	S3
2	1	3:12.653	57.289	1:23.675	51.689	8	1	2:54.009	55.079	1:22.465	36.465
3	1	4:49.344	1:52.076	2:01.023	56.245	9	1	2:58.407	57.853	1:23.701	36.853
4	1	2:55.494	56.928	1:22.281	36.286	10	1	2:56.219	56.732	1:22.750	36.737
5	1	2:54.620	55.900	1:22.328	36.392	11	1	2:56.413	57.175	1:22.572	36.666
6	1	2:54.809	55.746	1:22.320	36.743	12	1	2:55.742	56.302	1:22.648	36.792

FIA EUROPEAN TRUCK RACING CHAMPIONSHIP

Slovakia Ring, length 5922 m

15. - 16. July 2017

KIA LOTOS RACE



Lap Analysis Race 1, 16.07.2017

28 Przemyslaw Pytlak (POL) (Kia picanto)

Theoretische Bestzeit: 2:52.413

Lap	D	Time	S1	S2	S3	Lap	D	Time	S1	S2	S3
1	1	3:02.297	1:03.318	1:22.639	36.340	7	1	2:54.241	55.446	1:22.369	36.426
2	1	3:12.427	54.719	1:25.426	52.282	8	1	2:54.427	54.685	1:23.355	36.387
3	1	4:50.123	1:51.879	2:01.469	56.775	9	1	2:55.766	54.886	1:24.448	36.432
4	1	2:54.371	56.299	1:22.04	36.028	10	1	2:54.067	55.132	1:22.593	36.342
5	1	2:55.013	54.341	1:24.402	36.270	11	1	2:54.377	54.844	1:23.219	36.314
6	1	2:54.600	55.593	1:22.611	36.396	12	1	2:54.015	54.761	1:22.800	36.454

29 Damian Litwinowicz (POL) (Kia picanto)

Theoretische Bestzeit: 2:51.891

Lap	D	Time	S1	S2	S3	Lap	D	Time	S1	S2	S3
1	1	3:01.771	1:01.391	1:24.416	35.964	7	1	2:57.241	55.418	1:25.228	36.595
2	1	3:12.315	54.623	1:25.535	52.157	8	1	2:54.229	55.617	1:22.358	36.254
3	1	4:49.490	1:50.923	2:02.367	56.200	9	1	2:53.689	55.642	1:21.655	36.392
4	1	2:53.562	55.226	1:22.243	36.093	10	1	2:54.630	55.810	1:22.172	36.648
5	1	2:54.235	55.110	1:23.221	35.904	11	1	2:55.336	55.624	1:22.702	37.010
6	1	2:53.309	55.025	1:21.935	36.349	12	1	2:53.507	55.615	1:21.36	36.528

30 Filip Kaminiarz (POL) (Kia picanto)

Theoretische Bestzeit: 2:55.207

Lap	D	Time	S1	S2	S3	Lap	D	Time	S1	S2	S3
1	1	3:04.854	1:04.716	1:23.367	36.771	7	1	2:58.698	56.648	1:24.054	37.996
2	1	3:12.645	1:04.093	1:27.914	40.638	8	1	2:59.757	57.358	1:24.197	38.202
3	1	4:49.066	1:53.364	1:59.903	55.799	9	1	2:59.197	57.593	1:23.816	37.788
4	1	2:55.207	55.323	1:23.25	36.626	10	1	2:59.697	57.539	1:23.956	38.202
5	1	2:58.600	56.562	1:24.428	37.610	11	1	3:01.376	57.862	1:25.505	38.009
6	1	2:58.685	57.188	1:23.571	37.926	12	1	3:00.258	57.840	1:24.360	38.058

33 Nikodem Wierzbicki (POL) (Kia picanto)

Theoretische Bestzeit: 2:51.768

Lap	D	Time	S1	S2	S3	Lap	D	Time	S1	S2	S3
1	1	2:59.322	1:01.139	1:21.264	36.919	7	1	2:53.727	55.570	1:21.623	36.534
2	1	3:12.080	54.746	1:25.327	52.007	8	1	2:54.558	55.746	1:22.363	36.449
3	1	4:50.309	1:48.555	2:05.010	56.744	9	1	2:53.769	55.585	1:21.874	36.310
4	1	2:54.481	55.990	1:21.900	36.591	10	1	2:53.524	56.079	1:21.12	36.323
5	1	2:53.966	55.427	1:22.133	36.406	11	1	2:53.072	55.100	1:22.072	35.900
6	1	2:53.710	55.609	1:21.631	36.470	12	1	2:54.898	55.789	1:22.684	36.425

43 Jan Antoszewski (POL) (Kia picanto)

Theoretische Bestzeit: 2:51.483

Lap	D	Time	S1	S2	S3	Lap	D	Time	S1	S2	S3
1	1	3:01.462	1:03.686	1:21.963	35.813	7	1	2:53.551	55.029	1:22.386	36.136
2	1	3:11.758	54.172	1:25.205	52.381	8	1	2:53.149	54.865	1:21.939	36.345
3	1	4:49.788	1:49.984	2:03.302	56.502	9	1	2:53.783	56.016	1:21.49	36.269
4	1	2:53.507	55.166	1:22.222	36.119	10	1	2:54.892	56.769	1:21.810	36.313
5	1	2:56.050	55.547	1:24.222	36.281	11	1	2:52.720	54.704	1:21.650	36.366
6	1	2:52.542	54.677	1:21.741	36.124	12	1	2:55.051	54.805	1:23.313	36.933

44 Adrienn Vogel (HUN) (Kia picanto)

Theoretische Bestzeit:

Lap	D	Time	S1	S2	S3	Lap	D	Time	S1	S2	S3
1	1	3:00.379	1:02.073	1:22.44	35.864						

66 Szymon Jablonski (POL) (Kia picanto)

Theoretische Bestzeit:

Lap	D	Time	S1	S2	S3	Lap	D	Time	S1	S2	S3
1	1	2:59.550	1:01.793	1:21.28	36.470	7	1	2:52.683			
2	1	3:16.990				8	1	2:53.563			
3	1	4:49.181				9	1	2:54.262			
4	1	2:54.539				10	1	2:55.494			
5	1	2:55.762				11	1	2:55.550			
6	1	2:53.708				12	1	2:56.889			

77 Petra Krajnyák (HUN) (Kia picanto)

Theoretische Bestzeit: 3:02.387


Lap	D	Time	S1	S2	S3	Lap	D	Time	S1	S2	S3
1	1	3:03.303	1:04.494	1:22.37	36.436	2	1	5:50.681	1:03.57	2:59.151	

FIA EUROPEAN TRUCK RACING CHAMPIONSHIP

Slovakia Ring, length 5922 m

15. - 16. July 2017

KIA LOTOS RACE




Lap Analysis Race 1, 16.07.2017

FIA EUROPEAN TRUCK RACING CHAMPIONSHIP

Slovakia Ring, length 5922 m

15. - 16. July 2017

KIA LOTOS RACE



Lap Analysis Race 1, 16.07.2017

99 Maciej Ziemek (POL) (Kia picanto)

Theoretische Bestzeit: 2:58.050


Lap	D	Time	S1	S2	S3	Lap	D	Time	S1	S2	S3
1	1	3:09.452	1:06.900	1:24.995	37.557	7	1	2:59.652	57.232	1:24.502	37.918
2	1	3:09.672	1:00.685	1:29.491	39.496	8	1	2:58.678	56.903	1:24.292	37.483
3	1	4:48.042	1:53.264	2:00.264	54.514	9	1	2:58.846	57.241	1:24.116	37.489
4	1	3:02.806	1:00.731	1:24.306	37.769	10	1	2:58.470	57.032	1:23.691	37.740
5	1	3:00.641	57.635	1:25.042	37.964	11	1	2:59.011	56.869	1:23.918	38.224
6	1	3:00.029	57.311	1:24.466	38.252	12	1	2:59.034	57.345	1:23.980	37.709

FIA EUROPEAN TRUCK RACING CHAMPIONSHIP

Slovakia Ring, length 5922 m

15. - 16. July 2017

KIA LOTOS RACE



Best Sector Times Race 1

Pos.	sector 1		sector 2		sector 3		theoretical and best lap time						
	No	Driver	Time	No	Driver	Time	No	Driver	theoretical	Best	Pos		
1	21	Borek D.	53.673	10	Serafin K.	1:20.944	43	Antoszewski J.	35.813	43	Antoszewski J.	2:51.483	2:52.542
2	13	Ladniak S.	54.103	33	Wierzbicki N.	1:21.122	44	Vogel A.	35.864	21	Borek D.	2:51.601	2:52.982
3	12	Günther M.	54.109	66	Jablonski S.	1:21.287	33	Wierzbicki N.	35.900	7	Magdziarz T.	2:51.672	2:52.587
4	43	Antoszewski J.	54.172	7	Magdziarz T.	1:21.358	29	Litwinowicz D.	35.904	33	Wierzbicki N.	2:51.768	2:53.072
5	16	Ganowski M.	54.314	29	Litwinowicz D.	1:21.364	7	Magdziarz T.	35.930	10	Serafin K.	2:51.865	2:52.884
6	9	Keil L.	54.331	43	Antoszewski J.	1:21.498	12	Günther M.	35.952	29	Litwinowicz D.	2:51.891	2:53.309
7	28	Pytlak P.	54.341	9	Keil L.	1:21.563	21	Borek D.	35.959	12	Günther M.	2:52.009	2:53.688
8	7	Magdziarz T.	54.384	12	Günther M.	1:21.948	16	Ganowski M.	35.991	9	Keil L.	2:52.129	2:53.683
9	29	Litwinowicz D.	54.623	21	Borek D.	1:21.969	28	Pytlak P.	36.028	13	Ladniak S.	2:52.352	3:00.483
10	10	Serafin K.	54.719	13	Ladniak S.	1:22.011	10	Serafin K.	36.202	16	Ganowski M.	2:52.387	2:53.493
11	33	Wierzbicki N.	54.746	28	Pytlak P.	1:22.044	9	Keil L.	36.235	28	Pytlak P.	2:52.413	2:54.015
12	22	Dwernicki J.	55.079	16	Ganowski M.	1:22.082	13	Ladniak S.	36.238	22	Dwernicki J.	2:53.609	2:54.009
13	30	Kaminiarz F.	55.323	22	Dwernicki J.	1:22.280	22	Dwernicki J.	36.250	30	Kaminiarz F.	2:55.207	2:55.207
14	99	Ziemek M.	56.869	77	Krajnyák P.	1:22.373	77	Krajnyák P.	36.436	99	Ziemek M.	2:58.050	2:58.470
15	77	Krajnyák P.	1:03.578	44	Vogel A.	1:22.442	66	Jablonski S.	36.470	77	Krajnyák P.	3:02.387	3:03.303
16	66	Jablonski S.	00.000	30	Kaminiarz F.	1:23.258	30	Kaminiarz F.	36.626	66	Jablonski S.	00.000	2:52.683
17	44	Vogel A.	00.000	99	Ziemek M.	1:23.698	99	Ziemek M.	37.483	44	Vogel A.	00.000	3:00.379

Lapchart: KIA LOTOS RACE Race 1


POS	1	2	3	4	5	6	7	8	9	10	11	12	13	14	15	16	17	18
LAP 1	10	33	66	44	13	7	12	21	43	29	28	22	77	9	30	16	99	
LAP 2	33	10	7	12	43	21	29	13	28	22	9	16	66	30	99	77		
LAP 3	33	10	7	12	43	21	29	22	28	9	13	16	66	30	99			
LAP 4	33	12	43	10	7	29	21	9	28	22	66	16	30	99				
LAP 5	33	10	7	29	21	43	9	28	22	16	66	12	30	99				
LAP 6	33	7	10	29	43	21	28	9	22	66	16	12	30	99				
LAP 7	33	7	43	10	29	66	28	9	16	22	21	12	30	99				
LAP 8	43	33	10	7	66	29	9	28	16	21	22	12	30	99				
LAP 9	43	33	10	7	29	66	9	16	21	28	22	12	30	99				
LAP 10	10	33	7	43	29	16	66	9	28	22	12	30	99					
LAP 11	10	33	7	43	16	29	66	9	28	22	12	30	99					
LAP 12	7	10	33	43	29	16	9	28	66	22	12	30	99					

FIA EUROPEAN TRUCK RACING CHAMPIONSHIP

Slovakia Ring, length 5922 m

15. - 16. July 2017

KIA LOTOS RACE



KIA LOTOS RACE

Starting grid Race 1

43 Jan Antoszewski Kia picanto
30 Filip Kaminiarz 2:59.036 Kia picanto
77 Petra Krajnyák 2:55.045 Kia picanto
12 Max Günther 2:54.627 Kia picanto
21 Dawid Borek 2:52.522 Kia picanto
7 Tomasz Magdziarz 2:52.310 Kia picanto
66 Szymon Jablonski 2:52.273 Kia picanto
33 Nikodem Wierzbicki 2:52.079 Kia picanto

9	99 Maciej Ziemek Kia picanto
8	9 Lukas Keil Kia picanto
7	16 Marcin Ganowski 2:56.544 Kia picanto
6	22 Jakub Dwernicki 2:54.983 Kia picanto
5	28 Przemyslaw Pytlak 2:52.721 Kia picanto
4	13 Szymon Ladniak 2:52.398 Kia picanto
3	44 Adrienn Vogel 2:52.299 Kia picanto
2	29 Damian Litwinowicz 2:52.148 Kia picanto
1	10 Kamil Serafin 2:52.005 Kia picanto
	Pole Position

