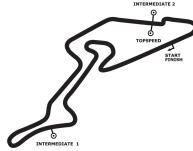


European Speed Club Nürburgring GP Juni

Nürburgring GP, length 5148 m

27.06.2021

European Speed Club



Lap Analysis GT-GTS session 1,

905 Sascha Sieber , Porsche GT3 RS /

theoretical besttime:

Lap	Time	S1	V1	S2	V2	S3	V3	Lap	Time	S1	V1	S2	V2	S3	V3
1	10:26.839							9	2:20.828						
2	2:26.093							10	2:19.336						
3	2:22.986							11	2:21.838						
4	2:21.884							12	2:22.145						
5	2:22.284							13	2:19.514						
6	2:21.022							14	2:23.051						
7	2:20.956							15	2:21.190						
8	2:21.333														

906 Dr. Hans-Günther Barth , Porsche 911 T /

theoretical besttime: 2:25.132

Lap	Time	S1	V1	S2	V2	S3	V3	Lap	Time	S1	V1	S2	V2	S3	V3
1	16:37.972			59.618		24.643		7	2:27.976	1:09.183		55.374		23.419	
2	2:30.611	1:10.462		56.315		23.834		8	2:31.637	1:09.295		55.789		26.553	
3	2:35.162	1:14.544		56.721		23.897		9	2:27.024	1:08.503		54.867		23.654	
4	2:30.563	1:10.924		55.710		23.929		10	2:25.756	1:08.066		54.146		23.544	
5	2:44.161	1:07.68		58.604				11	2:27.985	1:08.491		55.959		23.535	
6	5:03.238	3:43.599		56.338		23.301									

911 Frank Gutbrod , Porsche GT2 /

theoretical besttime: 2:08.787

Lap	Time	S1	V1	S2	V2	S3	V3	Lap	Time	S1	V1	S2	V2	S3	V3
1	11:04.994			1:01.531		24.914		7	2:12.481	1:01.358		49.492		21.631	
2	2:26.369	1:06.712		56.995		22.662		8	2:26.339	1:01.377		50.608			
3	2:15.112	1:01.790		51.576		21.746		9	6:12.179	5:00.478		50.436		21.265	
4	2:13.103	1:01.019		50.374		21.710		10	2:11.313	59.931		50.443		20.939	
5	2:13.109	1:00.926		50.628		21.555		11	2:08.787	59.401		48.741		20.645	
6	2:11.434	1:00.853		49.809		20.772		12	3:02.056	1:18.973		1:07.422			

912 Lucas Bscher , BMW 3 /

theoretical besttime: 2:27.922

Lap	Time	S1	V1	S2	V2	S3	V3	Lap	Time	S1	V1	S2	V2	S3	V3
1	16:41.234			1:00.300		25.320		5	9:03.064	7:38.891		59.735		24.438	
2	2:40.098	1:14.827		59.199		26.072		6	2:30.815	1:11.692		55.730		23.393	
3	2:38.856	1:14.709		59.434		24.713		7	3:04.407	1:08.79		1:09.852			
4	3:13.091	1:14.055		1:12.214											

916 Guido Fleischmann , Porsche 997 GT3 /

theoretical besttime: 2:40.198

Lap	Time	S1	V1	S2	V2	S3	V3	Lap	Time	S1	V1	S2	V2	S3	V3
1	32:53.299			59.286		26.206		4	2:55.062	1:19.624		1:05.197		30.241	
2	2:53.128	1:17.480		1:08.276		27.372		5	2:41.168	1:15.659		59.370		26.139	
3	2:47.707	1:14.77		1:04.538		28.396									

917 Tom Bangard , Porsche GT4 /

theoretical besttime: 2:18.828

Lap	Time	S1	V1	S2	V2	S3	V3	Lap	Time	S1	V1	S2	V2	S3	V3
1	4:04.693			53.433		22.938		6	6:26.212	5:08.855		55.200		22.157	
2	2:22.567	1:06.320		53.401		22.846		7	2:20.210	1:05.374		52.931		21.905	
3	2:21.224	1:05.529		52.872		22.823		8	2:19.140	1:04.467		52.673		22.000	
4	2:21.869	1:06.236		52.622		23.011		9	2:19.393	1:04.30		52.825		22.267	
5	2:37.981	1:04.436		56.032				10	3:10.888	1:15.130		1:10.114			

918 Marcus Girards , Porsche 991 GTS /

theoretical besttime: 2:40.316

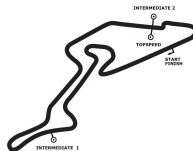
Lap	Time	S1	V1	S2	V2	S3	V3	Lap	Time	S1	V1	S2	V2	S3	V3
1	32:52.538			58.850		26.767		4	2:50.294	1:15.75		1:04.851		29.691	
2	2:53.797	1:17.289		1:08.479		28.029		5	2:41.147	1:16.006		59.427		25.714	
3	2:50.901	1:18.492		1:03.274		29.135									

European Speed Club Nürburgring GP Juni

Nürburgring GP, length 5148 m

27.06.2021

European Speed Club



Lap Analysis GT-GTS session 1,

919 Jean-Marc Kieffer , Porsche GT3 RS /

theoretical besttime: 2:14.324

Lap	Time	S1	V1	S2	V2	S3	V3	Lap	Time	S1	V1	S2	V2	S3	V3
1	13:32.450			56.146		23.052		7	2:23.825	1:02.785		58.608		22.432	
2	2:16.492	1:03.696		50.682		22.114		8	2:14.324	1:02.461		50.493		21.362	
3	2:15.481	1:02.692		51.016		21.773		9	2:18.761	1:03.233		53.375		22.153	
4	2:15.858	1:02.919		51.023		21.916		10	2:15.369	1:02.998		50.827		21.544	
5	2:35.288	1:05.894		54.513				11	2:15.565	1:03.183		50.607		21.775	
6	8:35.465	7:22.952		50.982		21.531									

923 Frank Pütz , /

theoretical besttime: 2:38.770

Lap	Time	S1	V1	S2	V2	S3	V3	Lap	Time	S1	V1	S2	V2	S3	V3
1	32:57.280			1:00.281		26.556		4	2:47.378	1:15.415		1:05.435		26.528	
2	2:53.268	1:16.526		1:07.131		29.611		5	2:42.307	1:16.049		1:01.186		25.072	
3	2:45.824	1:13.411		1:03.294		29.120									

926 Frank Uckmann , Porsche 997 GT3 /

theoretical besttime: 2:12.697

Lap	Time	S1	V1	S2	V2	S3	V3	Lap	Time	S1	V1	S2	V2	S3	V3
1	9:11.800			55.686		22.308		4	2:14.550	1:02.928		50.124		21.498	
2	2:13.943	1:02.381		50.071		21.491		5	2:12.831	1:01.722		49.796		21.313	
3	2:19.575	1:01.581		49.913		28.074		6	3:09.102	1:23.476		1:07.366			

927 Gerhard Ulrich , Porsche GT3 RS /

theoretical besttime: 2:38.575

Lap	Time	S1	V1	S2	V2	S3	V3	Lap	Time	S1	V1	S2	V2	S3	V3
1	32:56.779			1:01.083		26.568		4	2:48.974	1:15.217		1:05.800		27.957	
2	2:52.962	1:16.597		1:06.770		29.595		5	2:43.206	1:18.234		59.371		25.601	
3	2:46.018	1:13.603		1:03.535		28.880									

928 Christina Volz , Porsche 991.2 GT3 /

theoretical besttime: 2:22.229

Lap	Time	S1	V1	S2	V2	S3	V3	Lap	Time	S1	V1	S2	V2	S3	V3
1	3:09.736			58.027		25.855		9	2:24.807	1:06.620		54.099		24.088	
2	2:29.500	1:09.634		55.590		24.276		10	2:23.233	1:06.883		53.169		23.181	
3	2:27.098	1:08.194		54.511		24.393		11	2:25.358	1:05.922		55.976		23.460	
4	2:44.995	1:09.826		55.126				12	2:23.111	1:06.588		53.284		23.239	
5	8:47.987	7:29.876		54.006		24.105		13	2:23.398	1:06.147		53.794		23.457	
6	2:27.810	1:09.163		54.391		24.256		14	2:26.767	1:05.949		54.333		26.485	
7	2:27.281	1:07.749		55.407		24.125		15	2:23.401	1:05.871		53.927		23.595	
8	2:25.011	1:07.086		53.789		24.136									

935 Stefan Kohlstrung , Porsche GT3 /

theoretical besttime: 2:13.075

Lap	Time	S1	V1	S2	V2	S3	V3	Lap	Time	S1	V1	S2	V2	S3	V3
1	5:40.800			55.209		23.262		7	10:01.462	8:44.058		54.564		22.840	
2	2:18.197	1:04.888		51.085		22.224		8	2:16.487	1:03.289		51.133		22.065	
3	2:16.824	1:04.700		50.436		21.688		9	2:15.843	1:02.671		51.311		21.861	
4	2:13.556	1:01.751		50.231		21.566		10	3:00.794	1:17.329		1:02.689			
5	2:14.420	1:01.920		50.659		21.841		11	7:42.731	6:31.415		49.891		21.425	
6	2:58.942	1:17.578		1:00.905											

937 Jürgen Heiermann , Ferrari 488 Pista /

theoretical besttime: 2:11.304

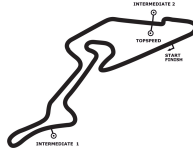
Lap	Time	S1	V1	S2	V2	S3	V3	Lap	Time	S1	V1	S2	V2	S3	V3
1	7:21.535			55.183		23.595		6	2:21.773	1:05.450		53.614		22.709	
2	2:18.358	1:05.766		51.156		21.436		7	2:22.340	1:06.737		52.817		22.786	
3	2:24.885	1:13.554		50.394		20.937		8	2:17.150	1:02.443		52.733		21.974	
4	2:37.351	59.973		55.741				9	2:15.782	1:01.941		52.180		21.661	
5	4:58.538	3:41.019		53.469		24.050		10	2:48.364	1:05.836		56.070			

European Speed Club Nürburgring GP Juni

Nürburgring GP, length 5148 m

27.06.2021

European Speed Club



Lap Analysis GT-GTS session 1,

985 Dr. Thomas Löffler , Porsche 992 GT3 /

theoretical besttime: 2:15.787

Lap	Time	S1	V1	S2	V2	S3	V3	Lap	Time	S1	V1	S2	V2	S3	V3
1	16:47.840			55.412		23.535		6	2:17.526	1:04.373		51.331		21.822	
2	2:24.335	1:06.828		54.615		22.892		7	2:21.523	1:04.567		54.646		22.310	
3	2:24.098	1:07.446		53.830		22.822		8	2:17.543	1:04.139		51.478		21.926	
4	2:34.504	1:06.083		53.657				9	2:15.787	1:02.911		51.188		21.682	
5	6:50.953	5:33.862		54.577		22.514		10	2:16.082	1:03.082		51.220		21.780	

989 Ersoy Cokluk , Porsche GT3 /

theoretical besttime: 2:15.384

Lap	Time	S1	V1	S2	V2	S3	V3	Lap	Time	S1	V1	S2	V2	S3	V3
1	3:10.471			55.851		25.929		8	2:16.983	1:03.836		50.888		22.259	
2	2:29.085	1:09.486		55.533		24.066		9	2:30.429	1:04.618		51.049			
3	2:27.084	1:08.356		54.379		24.349		10	5:20.816	4:07.421		50.963		22.432	
4	2:46.778	1:10.810		54.265				11	2:17.467	1:03.261		52.507		21.692	
5	6:14.815	5:01.129		51.935		21.751		12	2:18.799	1:06.346		50.424		22.029	
6	2:16.679	1:04.007		50.588		22.084		13	2:16.403	1:03.347		50.944		22.112	
7	2:19.532	1:06.567		50.864		22.101		14	3:07.135	1:17.858		1:15.697		33.580	