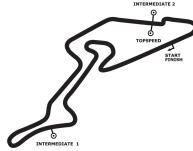


# European Speed Club Nürburgring GP Juni

Nürburgring GP, length 5148 m

27.06.2021

European Speed Club



## Lap Analysis GT-GTS session 2,

**905 Sascha Sieber , Porsche GT3 RS /**

**theoretical besttime:**

Lap	Time	S1	V1	S2	V2	S3	V3	Lap	Time	S1	V1	S2	V2	S3	V3
1	4:05.559							10	2:17.668					<b>22.093</b>	
2	2:24.896							11	2:18.592						
3	2:22.100					23.137		12	2:21.409						
4	2:20.901							13	2:22.044						
5	2:18.421							14	2:19.622						
6	2:18.219							15	2:19.819						
7	2:23.304					22.381		16	<b>2:17.519</b>						
8	2:22.390							17	2:40.549						
9	2:27.637														

**906 Dr. Hans-Günther Barth , Porsche 911 T /**

**theoretical besttime: 2:27.830**

Lap	Time	S1	V1	S2	V2	S3	V3	Lap	Time	S1	V1	S2	V2	S3	V3
1	6:46.647			1:02.144		24.571		8	2:40.763	1:11.267		58.566		30.930	
2	2:42.705	1:13.394		1:04.316		24.995		9	2:30.616	1:10.563		56.522		23.531	
3	2:37.943	1:13.324		1:00.174		24.445		10	2:33.458	1:12.874		<b>55.934</b>		24.650	
4	2:36.478	1:11.862		59.193		25.423		11	2:32.492	1:11.855		57.178		<b>23.459</b>	
5	2:39.550	1:14.262		1:00.249		25.039		12	2:31.819	<b>1:08.437</b>		58.629		24.753	
6	2:55.289	1:13.199		1:00.395				13	<b>2:29.264</b>	1:09.669		56.029		23.566	
7	5:46.945	4:23.923		58.104		24.918		14	2:59.557	1:09.152		59.209			

**911 Frank Gutbrod , Porsche GT2 /**

**theoretical besttime: 2:28.308**

Lap	Time	S1	V1	S2	V2	S3	V3	Lap	Time	S1	V1	S2	V2	S3	V3
1	<b>38:12.565</b>			58.724		<b>26.081</b>		2	2:34.428	<b>1:07.557</b>		<b>54.669</b>			

**912 Lucas Bscher , BMW 3 /**

**theoretical besttime: 2:33.049**

Lap	Time	S1	V1	S2	V2	S3	V3	Lap	Time	S1	V1	S2	V2	S3	V3
1	5:20.988			1:00.522		28.129		5	23:39.241	22:15		59.514		24.292	
2	2:43.922	1:17.901		1:01.797		24.224		6	<b>2:34.782</b>	1:11.995		<b>57.434</b>		25.353	
3	2:35.568	1:14.006		57.751		<b>23.811</b>		7	3:02.498	<b>1:11.804</b>		59.397			
4	3:24.269	1:12.946		1:23.787											

**916 Guido Fleischmann , Porsche 997 GT3 /**

**theoretical besttime: 2:24.037**

Lap	Time	S1	V1	S2	V2	S3	V3	Lap	Time	S1	V1	S2	V2	S3	V3
1	2:58.624			57.025		23.916		10	2:44.204	1:08.441		55.706			
2	2:31.002	1:11.419		55.169		24.414		11	3:05.073	1:45.324		54.180		25.569	
3	2:30.846	1:10.663		54.788		25.395		12	<b>2:24.037</b>	<b>1:07.363</b>		<b>53.559</b>		<b>23.115</b>	
4	2:41.784	1:19.952		57.065		24.767		13	2:28.523	1:11.103		54.003		23.417	
5	2:31.123	1:11.272		55.028		24.823		14	2:25.805	1:07.942		54.174		23.689	
6	2:29.145	1:10.599		54.384		24.162		15	2:27.980	1:09.833		54.738		23.409	
7	2:25.509	1:07.906		54.300		23.303		16	2:35.839	1:15.600		55.154		25.085	
8	2:34.773	1:15.292		54.865		24.616		17	3:16.857	1:18.522		1:10.401			
9	2:26.561	1:08.881		54.560		23.120									

**917 Tom Bangard , Porsche GT4 /**

**theoretical besttime: 2:13.899**

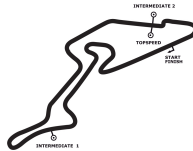
Lap	Time	S1	V1	S2	V2	S3	V3	Lap	Time	S1	V1	S2	V2	S3	V3
1	2:23.763			52.386		23.039		8	2:19.945	1:04.690		53.105		22.150	
2	<b>2:14.194</b>	1:02.612		<b>50.162</b>		<b>21.420</b>		9	2:36.637	1:04.496		53.324			
3	2:14.421	<b>1:02.317</b>		50.290		21.814		10	7:07.683	5:52.583		52.660		22.440	
4	3:16.781	1:19.910		1:12.843				11	2:21.937	1:04.445		52.647		24.845	
5	5:56.876	4:39.174		54.372		23.330		12	2:17.940	1:03.762		52.257		21.921	
6	2:25.076	1:08.530		53.402		23.144		13	2:18.541	1:04.676		51.847		22.018	
7	2:23.709	1:07.197		54.342		22.170		14	2:18.393	1:03.957		52.364		22.072	

# European Speed Club Nürburgring GP Juni

Nürburgring GP, length 5148 m

27.06.2021

European Speed Club



## Lap Analysis GT-GTS session 2,

918 Marcus Girards , Porsche 991 GTS /								theoretical besttime: 2:26.371							
Lap	Time	S1	V1	S2	V2	S3	V3	Lap	Time	S1	V1	S2	V2	S3	V3
1	3:06.141			56.943		24.745		8	2:40.336	1:17.646		57.320		25.370	
2	2:33.932	1:11.209		58.315		24.408		9	2:29.945	1:10.578		55.370		23.997	
3	2:30.947	1:10.584		56.346		24.017		10	2:32.018	1:10.027		57.053		24.938	
4	2:33.326	1:11.371		57.564		24.391		11	3:01.172	1:08.683		57.870			
5	2:31.659	1:11.738		56.493		<b>23.428</b>		12	5:13.341	3:53.619		55.623		24.099	
6	<b>2:27.220</b>	1:08.512		55.112		23.596		13	3:17.871	1:09.075		1:07.271			
7	2:31.683	<b>1:08.112</b>		<b>54.831</b>		28.740									

919 Jean-Marc Kieffer , Porsche GT3 RS /								theoretical besttime: 2:15.477							
Lap	Time	S1	V1	S2	V2	S3	V3	Lap	Time	S1	V1	S2	V2	S3	V3
1	3:12.202			55.106		23.275		8	2:16.992	1:03.681		51.132		22.179	
2	2:22.088	1:05.719		53.916		22.453		9	2:15.934	1:03.284		<b>50.538</b>		22.112	
3	2:19.554	1:05.014		52.736		21.804		10	2:44.461	1:07.569		57.823			
4	2:17.854	1:05.001		50.828		22.025		11	12:43.763	11:30		51.134		<b>21.754</b>	
5	2:16.798	1:03.298		51.317		22.183		12	<b>2:15.780</b>	<b>1:03.182</b>		50.744		21.851	
6	2:16.440	1:03.219		50.765		22.456		13	2:42.669	1:05.007		52.694			
7	2:19.849	1:05.606		52.183		22.060									

923 Frank Pütz , /								theoretical besttime: 2:20.749							
Lap	Time	S1	V1	S2	V2	S3	V3	Lap	Time	S1	V1	S2	V2	S3	V3
1	3:01.295			55.990		24.040		6	2:21.512	1:05.875		<b>52.631</b>		23.006	
2	2:27.699	1:10.013		54.529		23.157		7	2:24.845	1:07.249		54.537		23.059	
3	2:23.283	1:06.909		53.221		23.153		8	<b>2:21.199</b>	1:05.370		52.887		22.942	
4	2:23.646	1:07.041		53.457		23.148		9	2:54.461	1:13.990		1:02.111			
5	2:21.416	<b>1:05.362</b>		53.298		<b>22.752</b>									

926 Frank Uckmann , Porsche 997 GT3 /								theoretical besttime: 2:18.108							
Lap	Time	S1	V1	S2	V2	S3	V3	Lap	Time	S1	V1	S2	V2	S3	V3
1	6:41.487			56.562		22.431		4	2:20.477	1:04.985		<b>51.532</b>		23.960	
2	2:21.421	1:06.529		52.587		22.305		5	<b>2:19.507</b>	1:04.648		52.541		22.318	
3	2:23.085	1:06.113		54.760		<b>22.212</b>		6	2:38.813	<b>1:04.362</b>		56.151			

927 Gerhard Ulrich , Porsche GT3 RS /								theoretical besttime: 2:26.403							
Lap	Time	S1	V1	S2	V2	S3	V3	Lap	Time	S1	V1	S2	V2	S3	V3
1	3:16.511			1:05.837		26.980		7	<b>2:26.403</b>	<b>1:07.982</b>		<b>55.292</b>		<b>23.131</b>	
2	2:50.800	1:18.429		1:04.652		27.719		8	2:58.420	1:10.636		1:06.088			
3	2:54.387	1:18.789		1:08.419		27.179		9	5:48.748	4:19.489		1:02.434		26.825	
4	2:51.961	1:21.227		1:02.918		27.816		10	2:48.349	1:15.664		1:06.654		26.031	
5	3:06.966	1:16.708		1:07.184				11	2:42.215	1:13.500		1:02.387		26.328	
6	7:25.972	6:06.233		55.863		23.876		12	3:08.333	1:14.127		1:03.164			

928 Christina Volz , Porsche 991.2 GT3 /								theoretical besttime: 2:21.092							
Lap	Time	S1	V1	S2	V2	S3	V3	Lap	Time	S1	V1	S2	V2	S3	V3
1	2:25.610			53.357		23.204		10	2:26.300	1:08.984		53.905		23.411	
2	2:22.500	1:05.888		53.371		23.241		11	2:23.542	1:05.742		53.989		23.811	
3	<b>2:21.503</b>	1:05.458		<b>52.823</b>		23.222		12	2:22.197	1:05.589		52.991		23.617	
4	2:22.759	1:05.626		53.551		23.582		13	2:22.243	1:06.209		52.873		23.161	
5	2:36.104	1:07.528		54.033				14	2:24.546	1:07.908		53.195		23.443	
6	4:48.891	3:31.710		53.733		23.448		15	2:23.568	1:06.826		53.370		23.372	
7	2:24.412	1:06.244		54.219		23.949		16	2:22.346	1:06.291		53.091		<b>22.964</b>	
8	2:23.170	1:06.238		53.724		23.208		17	2:47.231	1:05.808		53.080			
9	2:22.573	<b>1:05.302</b>		53.350		23.918									

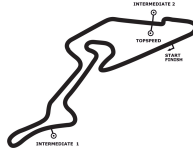
934 Jan Rehnig , Porsche GT3 RS /								theoretical besttime: 2:14.349							
Lap	Time	S1	V1	S2	V2	S3	V3	Lap	Time	S1	V1	S2	V2	S3	V3
1	26:22.106			51.138		22.950		4	2:52.313	1:03.992		1:06.913			
2	2:19.198	<b>1:02.482</b>		50.878		25.840		5	9:12.681	8:00.053		50.998		<b>21.630</b>	
3	<b>2:15.074</b>	1:02.937		<b>50.239</b>		21.898									

# European Speed Club Nürburgring GP Juni

Nürburgring GP, length 5148 m

27.06.2021

European Speed Club



## Lap Analysis GT-GTS session 2,

**935 Stefan Kohlstrung , Porsche GT3 /**

**theoretical besttime: 2:29.147**

Lap	Time	S1	V1	S2	V2	S3	V3	Lap	Time	S1	V1	S2	V2	S3	V3
1	8:55.276			1:08.004		30.698		6	2:39.705	1:14.601		59.568		25.536	
2	2:49.812	1:20.778		1:00.381		28.653		7	2:37.063	1:16.065		56.701		<b>24.297</b>	
3	2:42.719	1:16.114		1:00.526		26.079		8	<b>2:32.779</b>	<b>1:08.652</b>		<b>56.198</b>		27.929	
4	3:22.133	1:20.690		1:19.962				9	3:20.006	1:25.458		1:13.605			
5	10:19.615	8:52.883		1:01.169		25.563									

**937 Jürgen Heiermann , Ferrari 488 Pista /**

**theoretical besttime: 2:14.201**

Lap	Time	S1	V1	S2	V2	S3	V3	Lap	Time	S1	V1	S2	V2	S3	V3
1	4:07.199			54.841		24.844		6	2:29.791	1:03.198		52.255			
2	2:24.375	1:07.541		53.821		23.013		7	7:58.608	6:01.152		52.527			
3	2:22.190	1:05.893		53.215		23.082		8	16:43.577	15:29		52.483		21.954	
4	2:20.866	1:06.010		52.969		21.887		9	<b>2:14.201</b>	<b>1:02.130</b>		<b>50.596</b>		<b>21.475</b>	
5	2:18.969	1:03.951		52.994		22.024									

**985 Dr. Thomas Löffler , Porsche 992 GT3 /**

**theoretical besttime: 2:13.012**

Lap	Time	S1	V1	S2	V2	S3	V3	Lap	Time	S1	V1	S2	V2	S3	V3
1	6:49.701			57.009		23.511		8	9:06.005	7:50.644		52.814		22.547	
2	2:19.904	1:06.639		51.105		22.160		9	2:17.598	1:02.825		52.847		21.926	
3	2:20.742	1:05.400		53.287		22.055		10	2:15.990	1:02.992		51.304		21.694	
4	2:14.539	1:02.506		49.898		22.135		11	2:14.734	1:02.608		50.459		21.667	
5	2:13.824	1:02.090		50.264		21.470		12	2:18.408	1:03.129		51.871		23.408	
6	<b>2:13.012</b>	<b>1:01.930</b>		<b>49.800</b>		<b>21.276</b>		13	2:45.579	1:07.933		57.807			
7	2:42.640	1:06.766		57.832											

**989 Ersoy Cokluk , Porsche GT3 /**

**theoretical besttime: 2:15.580**

Lap	Time	S1	V1	S2	V2	S3	V3	Lap	Time	S1	V1	S2	V2	S3	V3
1	2:34.217			54.634		24.332		7	2:19.393	1:04.212		53.075		22.106	
2	2:25.694	1:07.027		54.401		24.266		8	2:17.535	1:04.989		<b>50.493</b>		<b>22.053</b>	
3	2:32.623	1:06.588		52.806				9	2:18.968	1:04.957		50.638		23.373	
4	3:59.535	2:43.393		52.931		23.211		10	<b>2:15.733</b>	<b>1:03.034</b>		50.564		22.135	
5	2:17.648	1:04.373		50.827		22.448		11	2:19.878	1:03.440		51.465		24.973	
6	2:17.097	1:03.405		50.881		22.811		12	3:22.660	1:30.253		1:08.353			