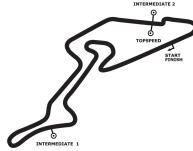


# European Speed Club Nürburgring GP Juni

Nürburgring GP, length 5148 m

27.06.2021

European Speed Club



## Lap Analysis GT-GTS session 3,

**903 Dr. Thomas Winter , Porsche GT3 RS /**

**theoretical besttime: 2:25.326**

Lap	Time	S1	V1	S2	V2	S3	V3	Lap	Time	S1	V1	S2	V2	S3	V3
1	14:34.355			1:09.617		28.046		6	10:58.675	9:32.948		58.906		26.821	
2	2:40.046	1:14.860		59.397		25.789		7	2:32.556	1:11.205		57.020		24.331	
3	2:37.911	1:12.180		1:00.693		25.038		8	<b>2:32.193</b>	1:08.234		1:00.545		<b>23.414</b>	
4	2:35.795	1:10.511		1:00.387		24.897		9	2:50.237	<b>1:06.871</b>		<b>55.035</b>			
5	2:58.445	1:11.779		1:03.758											

**905 Sascha Sieber , Porsche GT3 RS /**

**theoretical besttime:**

Lap	Time	S1	V1	S2	V2	S3	V3	Lap	Time	S1	V1	S2	V2	S3	V3
1	6:23.229					29.100		8	3:22.247						
2	2:26.450							9	6:22.414					22.847	
3	2:23.685					23.579		10	2:21.230						
4	2:20.782					<b>22.374</b>		11	2:20.670						
5	<b>2:19.604</b>					22.827		12	2:23.095						
6	2:20.502					22.749		13	2:21.738						
7	2:20.645							14	2:42.579						

**906 Dr. Hans-Günther Barth , Porsche 911 T /**

**theoretical besttime: 2:25.971**

Lap	Time	S1	V1	S2	V2	S3	V3	Lap	Time	S1	V1	S2	V2	S3	V3
1	4:50.318			1:07.360		32.751		8	2:28.899	1:08.762		56.190		23.947	
2	2:44.010	1:19.650		59.236		25.124		9	2:29.609	1:08.743		56.583		24.283	
3	2:41.479	1:17.133		57.708		26.638		10	2:27.214	1:09.409		<b>54.421</b>		<b>23.384</b>	
4	2:35.796	1:12.590		57.568		25.638		11	<b>2:26.886</b>	1:08.563		54.676		23.647	
5	2:33.656	1:11.573		56.418		25.665		12	2:31.207	<b>1:08.161</b>		56.988		26.053	
6	3:00.499	1:16.250		1:04.494				13	3:07.225	1:18.803		1:06.097			
7	6:49.308	5:18.715		1:01.411		29.182									

**911 Frank Gutbrod , Porsche GT2 /**

**theoretical besttime: 2:07.292**

Lap	Time	S1	V1	S2	V2	S3	V3	Lap	Time	S1	V1	S2	V2	S3	V3
1	11:11.292			56.287		22.842		7	5:06.815	3:51.061		54.345		21.409	
2	2:17.672	1:06.577		49.632		21.463		8	2:09.119	59.365		48.579		21.175	
3	2:09.404	<b>59.014</b>		49.286		21.104		9	3:07.248	1:23.344		1:13.482		30.422	
4	2:10.333	1:00.781		48.517		21.035		10	2:46.308	1:15.345		1:06.325		24.638	
5	2:09.026	1:00.064		47.919		21.043		11	<b>2:07.646</b>	59.368		<b>47.670</b>		<b>20.608</b>	
6	2:56.448	1:18.256		1:01.645				12	2:47.917	1:14.447		1:01.341			

**912 Lucas Bscher , BMW 3 /**

**theoretical besttime: 2:34.791**

Lap	Time	S1	V1	S2	V2	S3	V3	Lap	Time	S1	V1	S2	V2	S3	V3
1	14:55.716			1:14.004		30.423		6	<b>2:34.791</b>	<b>1:12.371</b>		<b>58.251</b>		<b>24.166</b>	
2	2:44.086	1:17.956		1:00.236		25.894		7	3:31.324	1:25.750		1:12.690			
3	2:50.888	1:25.711		1:00.076		25.101		8	9:41.242	8:12.462		1:04.195		24.585	
4	2:36.322	1:13.695		58.260		24.367		9	3:17.419	1:13.153		1:11.423			
5	2:38.673	1:14.130		59.665		24.878									

**916 Guido Fleischmann , Porsche 997 GT3 /**

**theoretical besttime: 2:27.462**

Lap	Time	S1	V1	S2	V2	S3	V3	Lap	Time	S1	V1	S2	V2	S3	V3
1	32:51.263			1:01.180		25.479		4	2:33.220	<b>1:08.351</b>		57.189		27.680	
2	2:31.051	1:11.143		56.070		<b>23.838</b>		5	3:05.048	1:19.050		57.823			
3	<b>2:28.134</b>	1:08.632		<b>55.273</b>		24.229									

**917 Tom Bangard , Porsche GT4 /**

**theoretical besttime: 2:16.861**

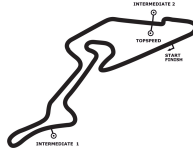
Lap	Time	S1	V1	S2	V2	S3	V3	Lap	Time	S1	V1	S2	V2	S3	V3
1	20:47.412			55.407		23.051		6	2:18.969	1:04.675		<b>51.703</b>		22.591	
2	2:21.244	1:05.409		53.345		22.490		7	<b>2:17.445</b>	<b>1:03.681</b>		51.917		21.842	
3	2:45.155	1:04.922		1:00.514				8	2:18.380	1:03.864		53.044		<b>21.472</b>	
4	3:39.201	2:25.086		52.216		21.899		9	3:17.337	1:13.152		1:16.944			
5	2:18.459	1:04.310		51.793		22.356									

# European Speed Club Nürburgring GP Juni

Nürburgring GP, length 5148 m

27.06.2021

European Speed Club



## Lap Analysis GT-GTS session 3,

**918 Marcus Girards , Porsche 991 GTS /**

**theoretical besttime: 2:24.997**

Lap	Time	S1	V1	S2	V2	S3	V3	Lap	Time	S1	V1	S2	V2	S3	V3
1	32:59.577			57.509		24.305		4	2:29.320	<del>1:07.35t</del>		57.879		24.086	
2	2:29.672	1:09.782		55.359		24.531		5	3:01.712	1:16.428		<b>54.219</b>			
3	<b>2:26.658</b>	1:07.886		55.349		<b>23.423</b>									

**919 Jean-Marc Kieffer , Porsche GT3 RS /**

**theoretical besttime: 2:11.675**

Lap	Time	S1	V1	S2	V2	S3	V3	Lap	Time	S1	V1	S2	V2	S3	V3
1	4:24.533			52.911		22.920		8	<b>2:12.635</b>	1:01.692		49.721		<b>21.222</b>	
2	2:17.401	1:04.098		51.396		21.907		9	2:48.741	1:07.496		1:02.660			
3	2:18.607	1:04.432		51.605		22.570		10	4:18.135	3:05.660		50.940		21.535	
4	2:18.999	1:04.343		52.028		22.628		11	2:15.315	1:01.723		50.588		23.004	
5	2:24.307	1:07.461		53.881		22.965		12	2:14.071	<b>1:01.33t</b>		<b>49.123</b>		23.618	
6	2:39.706	1:07.865		56.292				13	2:58.406	1:15.154		1:07.983			
7	7:23.838	6:12.426		50.041		21.371									

**923 Frank Pütz , /**

**theoretical besttime: 2:14.109**

Lap	Time	S1	V1	S2	V2	S3	V3	Lap	Time	S1	V1	S2	V2	S3	V3
1	2:53.714			54.651		23.840		5	4:53.427	3:39.418		51.618		22.391	
2	2:15.329	<b>1:02.56t</b>		51.322		21.441		6	2:21.323	1:05.406		53.421		22.496	
3	<b>2:14.123</b>	1:02.580		<b>50.517</b>		<b>21.026</b>		7	2:17.761	1:03.975		51.392		22.394	
4	3:20.877	1:23.304		1:13.691				8	2:56.932	1:12.151		1:03.886			

**926 Frank Uckmann , Porsche 997 GT3 /**

**theoretical besttime: 2:19.551**

Lap	Time	S1	V1	S2	V2	S3	V3	Lap	Time	S1	V1	S2	V2	S3	V3
1	13:16.058			53.399		22.810		4	2:21.360	1:05.921		52.813		22.626	
2	<b>2:20.163</b>	1:05.571		<b>51.967</b>		<b>22.625</b>		5	2:40.386	<b>1:04.95t</b>		55.733			
3	2:21.750	1:06.185		52.676		22.889		6	6:01.908	4:18.948		1:05.049			

**927 Gerhard Ulrich , Porsche GT3 RS /**

**theoretical besttime: 2:51.199**

Lap	Time	S1	V1	S2	V2	S3	V3	Lap	Time	S1	V1	S2	V2	S3	V3
1	34:41.281			1:08.874		<b>27.119</b>		3	<b>2:52.047</b>	<b>1:16.27t</b>		<b>1:07.80t</b>		27.967	
2	2:55.704	1:17.214		1:08.477		30.013		4	3:23.311	1:25.023		1:08.441			

**928 Christina Volz , Porsche 991.2 GT3 /**

**theoretical besttime: 2:21.203**

Lap	Time	S1	V1	S2	V2	S3	V3	Lap	Time	S1	V1	S2	V2	S3	V3
1	2:43.925			55.748		25.765		10	2:22.168	1:05.547		53.138		23.483	
2	2:28.614	1:08.185		56.540		23.889		11	2:22.801	1:05.881		53.453		23.467	
3	2:25.447	1:06.670		54.453		24.324		12	2:22.085	1:05.657		53.168		23.260	
4	2:30.002	1:10.414		55.526		24.062		13	<b>2:21.484</b>	<b>1:05.43t</b>		52.766		23.287	
5	2:26.605	1:08.478		54.262		23.865		14	2:23.109	1:06.587		53.160		23.362	
6	2:22.766	1:06.085		53.004		23.677		15	2:23.581	1:06.407		<b>52.727</b>		24.447	
7	2:22.129	1:05.646		53.334		23.149		16	2:25.924	1:06.400		56.238		23.286	
8	2:24.492	1:05.845		53.332		25.315		17	2:23.807	1:07.075		53.272		23.460	
9	2:24.471	1:07.930		53.496		<b>23.045</b>		18	3:13.832	1:18.150		1:08.007			

**934 Jan Rehnig , Porsche GT3 RS /**

**theoretical besttime: 2:12.065**

Lap	Time	S1	V1	S2	V2	S3	V3	Lap	Time	S1	V1	S2	V2	S3	V3
1	11:11.852			56.270		23.119		6	13:48.380	12:16		1:05.446		26.860	
2	2:16.681	1:05.360		<b>49.837</b>		21.484		7	2:43.714	1:14.222		1:02.765		26.727	
3	<b>2:13.584</b>	<b>1:01.25t</b>		51.356		<b>20.970</b>		8	2:44.383	1:16.323		1:00.263		27.797	
4	2:16.032	1:02.281		51.203		22.548		9	3:07.044	1:14.137		1:05.613			
5	2:31.665	1:02.150		50.009											

**935 Stefan Kohlstrung , Porsche GT3 /**

**theoretical besttime: 2:25.414**

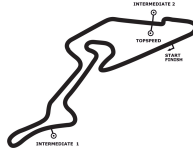
Lap	Time	S1	V1	S2	V2	S3	V3	Lap	Time	S1	V1	S2	V2	S3	V3
1	13:09.992			1:12.740		30.949		5	<b>2:25.690</b>	1:07.570		<b>54.869</b>		<b>23.251</b>	
2	2:39.991	1:16.218		59.056		24.717		6	2:32.584	<b>1:07.29t</b>		56.930		28.360	
3	2:40.056	1:15.430		59.973		24.653		7	3:14.555	1:25.820		1:07.430			
4	2:29.331	1:09.433		56.374		23.524									

# European Speed Club Nürburgring GP Juni

Nürburgring GP, length 5148 m

27.06.2021

European Speed Club



## Lap Analysis GT-GTS session 3,

**937 Jürgen Heiermann , Ferrari 488 Pista /**

**theoretical besttime: 2:16.118**

Lap	Time	S1	V1	S2	V2	S3	V3	Lap	Time	S1	V1	S2	V2	S3	V3
1	5:17.853			1:00.749		27.952		7	<b>2:16.128</b>	<b>1:02.054</b>		<b>51.822</b>		22.252	
2	2:29.422	1:14.015		52.831		22.576		8	2:17.485	1:03.043		52.147		22.295	
3	2:50.784	1:12.310		56.397				9	3:15.198	1:15.892		1:10.987			
4	3:41.366	2:23.820		55.214		22.332		10	7:55.120	6:29.568		56.013		29.539	
5	2:20.911	1:04.607		53.154		23.150		11	3:11.991	1:19.452		1:00.357			
6	2:16.888	1:02.561		52.085		<b>22.242</b>									

**985 Dr. Thomas Löffler , Porsche 992 GT3 /**

**theoretical besttime: 2:15.518**

Lap	Time	S1	V1	S2	V2	S3	V3	Lap	Time	S1	V1	S2	V2	S3	V3
1	14:57.760			56.291		25.800		6	2:17.478	1:03.971		51.217		22.290	
2	2:23.261	1:06.655		53.241		23.365		7	2:17.941	1:04.477		51.272		22.192	
3	2:22.506	1:05.762		52.944		23.800		8	<b>2:15.518</b>	<b>1:03.021</b>		<b>50.608</b>		<b>21.884</b>	
4	2:19.112	1:04.632		52.073		22.407		9	2:17.457	1:03.393		51.928		22.136	
5	2:20.781	1:04.691		53.736		22.354		10	2:57.353	1:04.016		55.362			

**988 Kai Riemer , /**

**theoretical besttime: 2:09.181**

Lap	Time	S1	V1	S2	V2	S3	V3	Lap	Time	S1	V1	S2	V2	S3	V3
1	16:05.694			48.985		20.667		4	2:10.751	1:00.856		49.089		20.806	
2	2:22.406	1:00.276		59.078		23.052		5	3:03.288	1:16.867		1:07.182			
3	<b>2:09.181</b>	<b>1:00.244</b>		<b>48.272</b>		<b>20.665</b>									

**989 Ersoy Cokluk , Porsche GT3 /**

**theoretical besttime: 2:15.980**

Lap	Time	S1	V1	S2	V2	S3	V3	Lap	Time	S1	V1	S2	V2	S3	V3
1	2:43.607			52.962		24.911		9	2:17.634	1:03.873		51.562		22.199	
2	2:18.540	1:04.949		51.253		22.338		10	2:17.376	1:04.297		<b>50.847</b>		22.232	
3	2:19.306	1:04.827		51.518		22.961		11	2:17.510	<b>1:03.211</b>		51.055		23.244	
4	2:17.993	1:03.921		51.414		22.658		12	2:17.208	1:03.400		50.931		22.877	
5	2:34.374	1:04.453		53.033				13	2:57.419	1:18.997		1:09.190		29.232	
6	5:12.536	3:58.272		51.745		22.519		14	<b>2:16.698</b>	1:03.621		50.943		22.134	
7	2:19.731	1:03.691		53.044		22.996		15	2:18.374	1:03.929		52.523		<b>21.922</b>	
8	2:18.757	1:05.035		51.271		22.451		16	3:19.521	1:15.594		1:15.091			