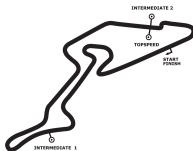


European Speed Club Nürburgring GP Juni

Nürburgring GP, length 5148 m

27.06.2021

European Speed Club



Lap Analysis GT-GTS session 4,

666 Stephanie Wepler , ESC Porsche Cup /

theoretical besttime:

Lap	Time	S1	V1	S2	V2	S3	V3	Lap	Time	S1	V1	S2	V2	S3	V3
1	11:31.172							2	2:21.246						

903 Dr. Thomas Winter , Porsche GT3 RS /

theoretical besttime: 2:25.046

Lap	Time	S1	V1	S2	V2	S3	V3	Lap	Time	S1	V1	S2	V2	S3	V3
1	7:48.119			1:01.676		26.499		6	2:28.495	1:07.744		56.514		24.237	
2	2:32.304	1:09.652		58.731		23.921		7	2:26.690	1:07.806		55.672		23.212	
3	2:25.739	1:06.162		55.874		23.703		8	2:33.345	1:07.993		1:01.209		24.143	
4	2:42.817	1:07.719		57.056				9	2:56.839	1:07.105		1:04.301			
5	13:52.695	12:30		58.331		24.138									

905 Sascha Sieber , Porsche GT3 RS /

theoretical besttime:

Lap	Time	S1	V1	S2	V2	S3	V3	Lap	Time	S1	V1	S2	V2	S3	V3
1	3:10.308							8	2:22.024						
2	2:29.652							9	2:19.703						
3	2:28.250							10	2:19.081						
4	2:25.022							11	2:19.435						
5	2:24.156							12	2:39.934						
6	2:21.726							13	3:25.039						
7	2:22.727														

906 Dr. Hans-Günther Barth , Porsche 911 T /

theoretical besttime: 2:23.927

Lap	Time	S1	V1	S2	V2	S3	V3	Lap	Time	S1	V1	S2	V2	S3	V3
1	11:03.958			59.544		27.031		7	2:25.464	1:07.547		54.377		23.540	
2	2:39.639	1:12.312		1:01.016		26.311		8	2:27.907	1:07.084		57.277		23.546	
3	2:35.929	1:12.966		58.882		24.081		9	2:24.537	1:06.542		54.012		23.982	
4	2:31.012	1:09.328		58.168		23.516		10	3:02.923	1:23.271		1:11.498		28.154	
5	2:26.407	1:07.396		54.902		24.109		11	3:04.258	1:18.130		1:05.020			
6	2:25.414	1:07.370		54.672		23.372									

912 Lucas Bscher , BMW 3 /

theoretical besttime: 2:31.397

Lap	Time	S1	V1	S2	V2	S3	V3	Lap	Time	S1	V1	S2	V2	S3	V3
1	7:54.606			58.768		24.452		6	2:31.683	1:10.413		57.420		23.850	
2	2:34.109	1:11.269		58.296		24.544		7	2:32.219	1:11.226		57.215		23.778	
3	2:33.381	1:10.935		57.624		24.822		8	3:58.024	1:42.484		1:25.583			
4	2:33.361	1:11.741		57.234		24.386		9	12:03.069	10:41		57.533		23.969	
5	2:32.659	1:10.404		57.788		24.467		10	2:33.606	1:11.783		57.492		24.331	

916 Guido Fleischmann , Porsche 997 GT3 /

theoretical besttime: 2:24.178

Lap	Time	S1	V1	S2	V2	S3	V3	Lap	Time	S1	V1	S2	V2	S3	V3
1	4:11.673			56.411		24.371		9	2:25.688	1:07.897		54.343		23.448	
2	2:26.758	1:09.146		54.304		23.308		10	2:28.081	1:09.870		54.520		23.691	
3	2:29.378	1:12.177		53.983		23.218		11	2:29.983	1:07.804		55.017		27.162	
4	2:25.202	1:07.280		53.888		24.034		12	2:26.431	1:08.214		54.032		24.185	
5	2:27.118	1:07.880		55.611		23.627		13	2:28.439	1:09.481		54.838		24.120	
6	2:28.023	1:09.333		54.795		23.895		14	2:26.473	1:08.170		54.427		23.876	
7	2:25.568	1:07.072		54.953		23.543		15	3:01.395	1:15.650		1:02.793			
8	2:27.284	1:07.414		54.015		25.855									

917 Tom Bangard , Porsche GT4 /

theoretical besttime: 2:19.139

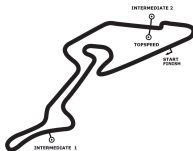
Lap	Time	S1	V1	S2	V2	S3	V3	Lap	Time	S1	V1	S2	V2	S3	V3
1	3:38.152			55.212		23.927		6	5:57.927	4:43.377		52.301		22.249	
2	2:22.000	1:05.853		53.339		22.808		7	2:21.702	1:05.525		52.701		23.476	
3	2:22.023	1:05.711		53.112		23.200		8	2:19.305	1:04.864		52.222		22.219	
4	2:20.379	1:05.356		52.521		22.502		9	3:12.790	1:07.561		1:14.504			
5	2:46.229	1:04.692		56.892											

European Speed Club Nürburgring GP Juni

Nürburgring GP, length 5148 m

27.06.2021

European Speed Club



Lap Analysis GT-GTS session 4,

918 Marcus Girards , Porsche 991 GTS /									theoretical besttime: 2:26.109							
Lap	Time	S1	V1	S2	V2	S3	V3		Lap	Time	S1	V1	S2	V2	S3	V3
1	6:28.262			59.615		25.662			6	2:29.109	1:09.320		55.868		23.921	
2	2:33.857	1:10.833		58.900		24.124			7	2:29.292	1:11.201		54.815		23.276	
3	2:31.435	1:09.599		56.075		25.761			8	2:27.811	1:08.011		56.095		23.698	
4	3:30.480	1:26.981		1:16.534					9	3:07.540	1:14.617		1:08.181			
5	5:21.581	4:01.865		55.695		24.021										

919 Jean-Marc Kieffer , Porsche GT3 RS /									theoretical besttime: 2:16.109							
Lap	Time	S1	V1	S2	V2	S3	V3		Lap	Time	S1	V1	S2	V2	S3	V3
1	3:13.232			54.289		25.053			9	2:17.167	1:03.382		51.362		22.423	
2	2:21.270	1:06.219		52.089		22.962			10	2:17.015	1:03.633		51.039		22.343	
3	2:21.393	1:06.598		51.860		22.935			11	2:17.777	1:04.677		51.016		22.084	
4	2:21.646	1:04.817		54.026		22.803			12	2:21.134	1:03.783		51.040		26.311	
5	2:18.879	1:04.551		51.691		22.637			13	2:17.447	1:04.365		50.908		22.174	
6	2:18.678	1:04.275		51.993		22.410			14	2:17.096	1:03.831		50.801		22.464	
7	2:20.209	1:06.132		51.967		22.110			15	2:16.354	1:03.473		50.670		22.211	
8	2:16.392	1:03.351		50.890		22.147			16	2:52.032	1:12.700		59.414			

923 Frank Pütz , /									theoretical besttime: 2:19.362							
Lap	Time	S1	V1	S2	V2	S3	V3		Lap	Time	S1	V1	S2	V2	S3	V3
1	4:16.100			54.251		23.395			6	2:24.389	1:05.477		54.559		24.353	
2	2:25.335	1:09.080		53.145		23.110			7	2:57.930	1:13.428		1:05.295			
3	2:23.402	1:07.162		53.222		23.018			8	11:34.765	10:16		54.419		23.998	
4	2:19.362	1:04.711		52.036		22.614			9	2:47.422	1:08.409		59.568			
5	2:22.422	1:07.568		52.178		22.676										

926 Frank Uckmann , Porsche 997 GT3 /									theoretical besttime: 2:19.452							
Lap	Time	S1	V1	S2	V2	S3	V3		Lap	Time	S1	V1	S2	V2	S3	V3
1	5:10.176			53.781		23.021			4	2:21.317	1:05.288		53.271		22.758	
2	2:20.008	1:04.728		52.495		22.785			5	2:24.006	1:05.586		54.122		24.298	
3	2:21.137	1:04.191		52.709		24.229			6	3:23.598	1:31.630		1:11.900			

927 Gerhard Ulrich , Porsche GT3 RS /									theoretical besttime: 2:51.250							
Lap	Time	S1	V1	S2	V2	S3	V3		Lap	Time	S1	V1	S2	V2	S3	V3
1	4:40.193			1:06.087		27.749			4	2:52.058	1:19.746		1:05.301		27.011	
2	2:56.924	1:20.239		1:07.990		28.695			5	3:40.820	1:22.608		1:28.314			
3	2:59.048	1:18.931		1:10.827		29.283										

928 Christina Volz , Porsche 991.2 GT3 /									theoretical besttime: 2:21.531							
Lap	Time	S1	V1	S2	V2	S3	V3		Lap	Time	S1	V1	S2	V2	S3	V3
1	1:55.973			54.852		24.958			9	2:22.098	1:05.624		53.177		23.297	
2	2:31.194	1:08.618		56.088		26.488			10	2:22.377	1:06.025		52.770		23.582	
3	2:26.692	1:07.079		54.744		24.869			11	2:22.721	1:06.244		53.321		23.156	
4	2:26.520	1:07.774		54.377		24.369			12	2:25.439	1:05.662		56.054		23.723	
5	2:26.439	1:07.380		54.993		24.066			13	2:23.423	1:06.528		53.421		23.474	
6	2:25.601	1:07.501		54.266		23.834			14	2:24.026	1:07.358		53.116		23.552	
7	2:27.636	1:08.122		55.441		24.073			15	2:21.927	1:05.935		52.855		23.137	
8	2:24.246	1:06.547		54.233		23.466			16	3:08.737	1:15.727		1:05.563			

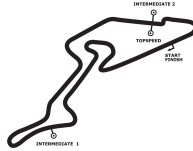
935 Stefan Kohlstrung , Porsche GT3 /									theoretical besttime: 2:09.942							
Lap	Time	S1	V1	S2	V2	S3	V3		Lap	Time	S1	V1	S2	V2	S3	V3
1	3:36.735			56.224		23.744			6	2:17.032	1:04.349		51.079		21.604	
2	2:19.565	1:06.044		52.037		21.484			7	2:14.898	1:02.527		50.614		21.757	
3	2:10.532	1:00.149		49.338		21.045			8	2:22.180	1:02.298		51.213		28.669	
4	2:32.300	59.559		54.832					9	3:16.783	1:26.124		1:09.001			
5	4:17.253	3:04.920		50.515		21.818										

European Speed Club Nürburgring GP Juni

Nürburgring GP, length 5148 m

27.06.2021

European Speed Club



Lap Analysis GT-GTS session 4,

937 Jürgen Heiermann , Ferrari 488 Pista /

theoretical besttime: 2:15.791

Lap	Time	S1	V1	S2	V2	S3	V3	Lap	Time	S1	V1	S2	V2	S3	V3
1	2:04.920			55.912		23.040		7	2:55.083	1:08.602		57.698			
2	2:19.900	1:03.608		52.903		23.389		8	6:32.534	5:13.378		55.924		23.232	
3	2:17.188	1:02.625		52.059		22.504		9	2:29.313	1:11.003		54.654		23.656	
4	2:15.897	1:02.615		51.313		21.969		10	2:23.902	1:05.560		54.692		23.650	
5	2:20.585	1:04.428		51.954		24.203		11	2:23.465	1:06.337		53.781		23.347	
6	2:18.062	1:02.506		53.402		22.151		12	2:56.710	1:07.996		1:02.571			

988 Kai Riemer , /

theoretical besttime: 2:14.616

Lap	Time	S1	V1	S2	V2	S3	V3	Lap	Time	S1	V1	S2	V2	S3	V3
1	3:46.300			52.303		21.942		8	2:17.877	1:03.577		52.016		22.284	
2	2:15.197	1:02.821		49.853		22.523		9	2:19.545	1:03.749		52.773		23.023	
3	2:30.250	1:02.950		53.219				10	2:19.507	1:03.158		53.819		22.530	
4	6:51.312	5:37.413		51.402		22.497		11	2:17.580	1:03.454		51.739		22.387	
5	2:19.205	1:03.072		53.341		22.792		12	2:21.485	1:05.088		53.543		22.854	
6	2:19.533	1:04.224		52.882		22.427		13	2:47.321	1:03.683		55.261			
7	2:18.651	1:04.086		52.171		22.394		14	4:19.669	2:23.773		1:07.706			

989 Ersoy Cokluk , Porsche GT3 /

theoretical besttime: 2:16.107

Lap	Time	S1	V1	S2	V2	S3	V3	Lap	Time	S1	V1	S2	V2	S3	V3
1	1:56.081			52.660		24.229		8	2:17.702	1:03.875		51.238		22.589	
2	2:20.887	1:05.592		52.461		22.834		9	3:04.356	1:19.050		1:05.160			
3	2:21.892	1:07.207		51.678		23.007		10	3:21.924	2:09.446		50.492		21.986	
4	2:18.486	1:04.593		51.425		22.468		11	2:17.125	1:03.626		51.251		22.245	
5	2:23.623	1:04.346		51.628		27.649		12	2:32.251	1:12.221		57.085		22.945	
6	3:29.858	1:33.952		1:11.527				13	3:00.789	1:06.500		1:03.383			
7	11:43.602	10:28		52.935		22.442									