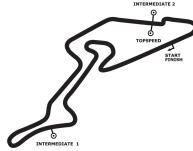


# European Speed Club Nürburgring GP Juni

Nürburgring GP, length 5148 m

27.06.2021

European Speed Club



## Lap Analysis GT-GTS session 5,

**903 Dr. Thomas Winter , Porsche GT3 RS /**

**theoretical besttime: 2:22.231**

Lap	Time	S1	V1	S2	V2	S3	V3	Lap	Time	S1	V1	S2	V2	S3	V3
1	3:04.402			1:01.947		25.788		7	2:23.758	1:07.221		<b>53.539</b>		22.998	
2	2:31.276	1:07.778		58.951		24.547		8	2:59.805	1:15.320		1:03.554			
3	2:25.977	1:07.098		55.221		23.658		9	8:14.698	6:49.077		59.821		25.800	
4	2:26.141	1:07.784		55.189		23.168		10	2:24.521	1:06.525		55.056		22.940	
5	2:23.875	1:06.003		54.774		23.098		11	3:22.581	1:23.229		1:13.464			
6	<b>2:23.600</b>	<b>1:05.788</b>		54.908		<b>22.903</b>									

**905 Sascha Sieber , Porsche GT3 RS /**

**theoretical besttime:**

Lap	Time	S1	V1	S2	V2	S3	V3	Lap	Time	S1	V1	S2	V2	S3	V3
1	2:36.488							10	2:22.835						
2	2:27.984							11	2:20.470						
3	2:23.389							12	2:20.823						
4	2:21.946							13	2:20.382						
5	2:22.683							14	2:21.486						
6	2:20.615							15	2:22.492						
7	2:20.681							16	2:20.377						
8	2:20.304							17	3:33.340						
9	<b>2:19.182</b>														

**906 Dr. Hans-Günther Barth , Porsche 911 T /**

**theoretical besttime: 2:25.139**

Lap	Time	S1	V1	S2	V2	S3	V3	Lap	Time	S1	V1	S2	V2	S3	V3
1	2:49.688			1:01.827		25.887		8	2:28.994	1:08.107		56.954		23.933	
2	2:38.743	1:13.004		59.434		26.305		9	<b>2:25.977</b>	1:08.023		<b>54.656</b>		<b>23.298</b>	
3	2:29.554	1:09.059		56.369		24.126		10	2:35.003	1:09.206		59.599		26.198	
4	2:27.804	1:09.036		55.451		23.317		11	3:14.067	1:26.540		1:06.705			
5	2:27.326	<b>1:07.188</b>		55.449		24.692		12	4:35.080	3:11.582		56.637		26.861	
6	2:28.060	1:07.607		56.854		23.599		13	2:40.380	1:14.290		59.784		26.306	
7	2:27.341	1:07.739		56.185		23.417		14	3:17.591	1:23.424		1:09.294			

**912 Lucas Bscher , BMW 3 /**

**theoretical besttime: 2:32.401**

Lap	Time	S1	V1	S2	V2	S3	V3	Lap	Time	S1	V1	S2	V2	S3	V3
1	7:38.618			57.909		24.495		7	2:34.541	<b>1:11.023</b>		58.844		24.674	
2	2:33.964	1:11.495		58.088		24.381		8	2:34.068	1:12.234		57.602		24.232	
3	<b>2:32.747</b>	1:11.189		57.473		<b>24.085</b>		9	2:35.346	1:11.830		58.418		25.098	
4	2:35.397	1:11.091		59.397		24.909		10	2:33.446	1:11.273		<b>57.293</b>		24.880	
5	2:43.633	1:14.526		1:04.284		24.823		11	3:26.326	1:34.636		1:12.211			
6	2:32.793	1:11.030		57.416		24.347									

**916 Guido Fleischmann , Porsche 997 GT3 /**

**theoretical besttime: 2:19.931**

Lap	Time	S1	V1	S2	V2	S3	V3	Lap	Time	S1	V1	S2	V2	S3	V3
1	<b>2:09.462</b>			55.984		26.480		8	2:55.630	1:16.303		1:03.632			
2	2:30.510	1:10.748		55.771		23.991		9	4:46.310	3:26.819		56.050		23.441	
3	2:34.324	1:13.206		56.882		24.236		10	2:29.674	1:09.941		55.749		23.984	
4	2:51.033	1:12.407		1:01.637				11	2:30.334	1:09.945		56.581		23.808	
5	5:30.405	4:08.033		59.591		22.781		12	2:28.333	1:09.263		55.382		23.688	
6	2:24.060	<b>1:05.272</b>		55.981		22.807		13	2:25.679	1:07.852		54.346		23.481	
7	2:20.592	1:05.933		<b>52.351</b>		<b>22.308</b>		14	2:26.663	1:07.549		55.797		23.317	

**917 Tom Bangard , Porsche GT4 /**

**theoretical besttime: 2:18.814**

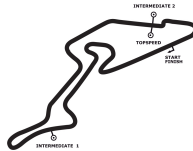
Lap	Time	S1	V1	S2	V2	S3	V3	Lap	Time	S1	V1	S2	V2	S3	V3
1	5:53.463			54.618		23.078		6	2:19.981	1:05.052		<b>52.117</b>		22.812	
2	2:23.228	1:05.514		54.595		23.119		7	2:36.075	1:05.072		1:01.493		29.510	
3	2:20.554	1:05.178		52.666		22.710		8	2:59.109	1:25.869		1:04.563		28.677	
4	<b>2:19.701</b>	1:04.828		52.244		22.629		9	2:48.284	1:20.585		1:02.708		24.991	
5	2:19.911	<b>1:04.398</b>		53.214		<b>22.298</b>		10	3:09.722	1:06.238		1:08.195			

# European Speed Club Nürburgring GP Juni

Nürburgring GP, length 5148 m

27.06.2021

European Speed Club



## Lap Analysis GT-GTS session 5,

918 Marcus Girards , Porsche 991 GTS /									theoretical besttime: 2:23.730							
Lap	Time	S1	V1	S2	V2	S3	V3		Lap	Time	S1	V1	S2	V2	S3	V3
1	<b>2:12.746</b>			55.843		23.973			9	2:23.923	<b>1:06.504</b>		54.352		23.067	
2	2:27.824	1:08.160		55.892		23.772			10	2:31.055	1:08.036		58.425		24.594	
3	2:27.939	1:09.444		54.962		23.533			11	2:32.026	1:08.565		57.261		26.200	
4	2:26.437	1:07.736		55.125		23.576			12	2:41.146	1:16.114		59.230		25.802	
5	2:26.201	1:07.882		54.992		23.327			13	2:52.005	1:08.467		1:08.377		35.161	
6	3:06.856	1:18.530	1:08.760						14	2:27.686	1:09.480		54.688		23.518	
7	6:55.154	5:34.606		54.606		25.942			15	2:54.040	1:06.861		54.295			
8	2:24.619	1:07.393		<b>54.251</b>		<b>22.975</b>										

919 Jean-Marc Kieffer , Porsche GT3 RS /									theoretical besttime: 2:17.078							
Lap	Time	S1	V1	S2	V2	S3	V3		Lap	Time	S1	V1	S2	V2	S3	V3
1	5:06.111			53.130		23.814			6	2:19.890	1:03.777		52.739		23.374	
2	2:21.750	1:05.731		52.760		23.259			7	2:18.626	1:04.447		<b>51.350</b>		22.829	
3	<b>2:17.877</b>	1:03.874		51.938		<b>22.065</b>			8	2:20.088	1:05.626		51.631		22.831	
4	2:18.739	<b>1:03.664</b>		52.782		22.294			9	2:47.782	1:05.267		58.036			
5	2:18.151	1:04.442		51.441		22.268										

923 Frank Pütz , /									theoretical besttime: 2:22.275							
Lap	Time	S1	V1	S2	V2	S3	V3		Lap	Time	S1	V1	S2	V2	S3	V3
1	<b>2:08.166</b>			55.641		24.501			3	2:22.275	<b>1:06.834</b>		<b>52.807</b>		<b>22.634</b>	
2	2:26.471	1:07.178		55.357		23.936			4	2:55.622	1:07.908		1:05.886			

926 Frank Uckmann , Porsche 997 GT3 /									theoretical besttime: 2:12.251							
Lap	Time	S1	V1	S2	V2	S3	V3		Lap	Time	S1	V1	S2	V2	S3	V3
1	2:33.060			53.915		22.555			5	2:12.340	<b>1:01.784</b>		49.505		21.053	
2	2:12.559	1:01.866		49.552		21.141			6	3:12.332	1:22.290		1:11.022			
3	<b>2:12.295</b>	1:01.826		<b>49.426</b>		<b>21.043</b>			7	22:24.079	20:35		1:08.184			
4	2:27.392	1:11.624		53.422		22.346										

928 Christina Volz , Porsche 991.2 GT3 /									theoretical besttime: 2:20.405							
Lap	Time	S1	V1	S2	V2	S3	V3		Lap	Time	S1	V1	S2	V2	S3	V3
1	<b>1:39.943</b>			55.247		24.509			10	2:23.901	1:05.544		54.944		23.413	
2	2:24.754	1:07.756		53.370		23.628			11	2:20.685	1:05.258		52.461		<b>22.966</b>	
3	2:25.657	1:09.609		52.642		23.406			12	2:23.053	1:07.607		<b>52.362</b>		23.084	
4	2:21.180	1:05.171		52.815		23.194			13	2:22.343	1:05.940		53.197		23.206	
5	2:22.278	1:05.725		52.552		24.001			14	2:24.841	1:05.912		54.779		24.150	
6	2:21.682	1:05.185		53.232		23.265			15	2:22.767	1:06.312		52.967		23.488	
7	2:21.061	1:05.343		52.621		23.097			16	2:26.847	1:08.947		53.078		24.822	
8	2:20.608	<b>1:05.071</b>		52.422		23.109			17	3:18.497	1:19.596		1:10.375			
9	2:22.203	1:05.175		53.495		23.533										

935 Stefan Kohlstrung , Porsche GT3 /									theoretical besttime: 2:15.892							
Lap	Time	S1	V1	S2	V2	S3	V3		Lap	Time	S1	V1	S2	V2	S3	V3
1	14:49.885			55.621		22.997			5	2:16.458	<b>1:02.934</b>		51.254		22.269	
2	2:18.444	1:03.392		52.285		22.767			6	2:17.705	1:04.023		51.494		22.188	
3	2:44.029	1:09.192		57.364					7	<b>2:15.940</b>	1:02.983		<b>50.954</b>		<b>22.003</b>	
4	3:13.247	1:56.860		53.415		22.972			8	2:48.649	1:11.668		1:00.827			

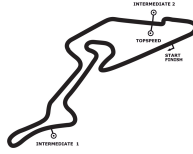
937 Jürgen Heiermann , Ferrari 488 Pista /									theoretical besttime: 2:12.971							
Lap	Time	S1	V1	S2	V2	S3	V3		Lap	Time	S1	V1	S2	V2	S3	V3
1	<b>1:39.634</b>			51.734		22.892			7	2:51.476	1:05.122		1:02.589			
2	2:13.261	<b>1:01.234</b>		<b>49.491</b>		22.531			8	5:41.936	4:13.460		1:01.750		26.726	
3	2:39.312	1:04.547		55.854					9	2:42.761	1:15.528		1:01.576		25.657	
4	4:27.882	3:10.587		54.647		22.648			10	2:39.402	1:09.871		1:04.400		25.131	
5	2:16.354	1:02.730		51.343		22.281			11	2:35.178	1:11.691		59.232		24.255	
6	2:16.093	1:02.239		51.613		<b>22.241</b>			12	3:04.224	1:12.141		1:03.522			

# European Speed Club Nürburgring GP Juni

Nürburgring GP, length 5148 m

27.06.2021

European Speed Club



## Lap Analysis GT-GTS session 5,

**985 Dr. Thomas Löffler , Porsche 992 GT3 /**

**theoretical besttime: 2:19.579**

Lap	Time	S1	V1	S2	V2	S3	V3	Lap	Time	S1	V1	S2	V2	S3	V3
1	9:53.560			1:01.375		24.588		6	2:22.576	1:04.602		54.841		23.133	
2	2:22.847	1:06.278		53.424		23.145		7	<b>2:20.548</b>	1:04.772		52.906		22.870	
3	2:23.165	1:05.181		54.359		23.625		8	2:20.858	<b>1:04.291</b>		53.980		<b>22.587</b>	
4	2:34.917	1:04.939		54.331				9	2:21.535	1:05.374		53.315		22.846	
5	5:04.056	3:48.374		<b>52.701</b>		22.981		10	3:00.259	1:12.601		1:04.117			

**988 Kai Riemer , /**

**theoretical besttime: 2:21.598**

Lap	Time	S1	V1	S2	V2	S3	V3	Lap	Time	S1	V1	S2	V2	S3	V3
1	<b>2:58.641</b>			<b>53.458</b>		<b>22.660</b>		2	2:44.790	<b>1:05.481</b>		55.679			

**989 Ersoy Cokluk , Porsche GT3 /**

**theoretical besttime: 2:15.680**

Lap	Time	S1	V1	S2	V2	S3	V3	Lap	Time	S1	V1	S2	V2	S3	V3
1	<b>1:46.508</b>			53.843		24.185		6	2:16.639	1:03.495		51.304		<b>21.840</b>	
2	2:17.577	1:03.995		51.293		22.289		7	2:17.341	<b>1:03.401</b>		51.621		22.312	
3	2:19.278	1:06.111		50.863		22.304		8	2:19.025	1:04.481		52.487		22.057	
4	2:16.725	1:04.073		<b>50.432</b>		22.220		9	3:03.038	1:23.530		1:09.465		30.043	
5	2:17.779	1:03.940		51.851		21.988		10	3:38.854	1:34.876		1:17.198			