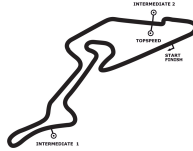


European Speed Club Nürburgring GP

Nürburgring GP, length 5148 m

10.04.2021

European Speed Club



Lap Analysis GT-GTS session 2,

1 **Laurenz Rathey , ESC 718 GT4, 992, GT3** /

theoretical besttime: 3:09.928

| Lap | Time | S1 | V1 | S2 | V2 | S3 | V3 | Lap | Time | S1 | V1 | S2 | V2 | S3 | V3 |
|-----|-----------------|----------|----|----------|----|--------|----|-----|----------|-----------------|----|-----------------|----|---------------|----|
| 1 | 4:15.156 | | | 1:18.427 | | 32.603 | | 6 | 3:39.174 | 1:34.280 | | 1:20.181 | | | |
| 2 | 3:31.617 | 1:44.235 | | 1:13.480 | | 33.902 | | 7 | 4:47.795 | 2:59.816 | | 1:16.946 | | 31.033 | |
| 3 | 3:40.103 | 1:35.057 | | 1:12.993 | | | | 8 | 3:25.157 | 1:28.43! | | 1:25.907 | | 30.814 | |
| 4 | 5:06.878 | 3:20.517 | | 1:14.404 | | 31.957 | | 9 | 3:56.145 | 1:58.706 | | 1:10.67! | | | |
| 5 | 3:22.813 | 1:32.485 | | 1:11.503 | | 38.825 | | 10 | 5:46.886 | 3:38.972 | | 1:13.992 | | | |

902 **Dr. Stefan Borchers , Porsche 991 GTS** /

theoretical besttime: 2:54.735

| Lap | Time | S1 | V1 | S2 | V2 | S3 | V3 | Lap | Time | S1 | V1 | S2 | V2 | S3 | V3 |
|-----|----------|----------|----|----------|----|--------|----|-----|-----------------|-----------------|----|-----------------|----|---------------|----|
| 1 | 3:35.486 | | | 1:14.290 | | 31.839 | | 6 | 3:13.344 | 1:30.014 | | 1:12.231 | | 31.099 | |
| 2 | 3:11.348 | 1:29.099 | | 1:09.997 | | 32.252 | | 7 | 3:09.763 | 1:27.696 | | 1:10.490 | | 31.577 | |
| 3 | 3:11.838 | 1:28.561 | | 1:12.137 | | 31.140 | | 8 | 3:35.314 | 1:31.621 | | 1:12.934 | | | |
| 4 | 3:25.051 | 1:28.939 | | 1:10.759 | | | | 9 | 6:17.029 | 4:43.471 | | 1:04.82! | | 28.730 | |
| 5 | 9:06.609 | 7:24.128 | | 1:10.883 | | 31.598 | | 10 | 3:18.307 | 1:21.17! | | 1:06.569 | | | |

905 **Guido Fleischmann , Porsche 997 GT3** /

theoretical besttime: 2:51.978

| Lap | Time | S1 | V1 | S2 | V2 | S3 | V3 | Lap | Time | S1 | V1 | S2 | V2 | S3 | V3 |
|-----|-----------------|-----------------|----|-----------------|----|--------|----|-----|----------|----------|----|----------|----|---------------|----|
| 1 | 3:33.175 | | | 1:12.095 | | 32.741 | | 8 | 2:57.369 | 1:21.849 | | 1:06.803 | | 28.717 | |
| 2 | 3:09.518 | 1:27.469 | | 1:08.601 | | 33.448 | | 9 | 2:54.906 | 1:22.043 | | 1:05.342 | | 27.521 | |
| 3 | 2:52.520 | 1:21.70! | | 1:03.712 | | 27.105 | | 10 | 2:59.576 | 1:27.699 | | 1:04.933 | | 26.944 | |
| 4 | 2:57.345 | 1:22.909 | | 1:05.310 | | 29.126 | | 11 | 2:54.207 | 1:22.709 | | 1:04.714 | | 26.784 | |
| 5 | 2:53.847 | 1:22.703 | | 1:03.49! | | 27.653 | | 12 | 2:57.970 | 1:25.392 | | 1:05.048 | | 27.530 | |
| 6 | 3:10.023 | 1:22.549 | | 1:10.160 | | | | 13 | 2:57.351 | 1:23.980 | | 1:05.305 | | 28.066 | |
| 7 | 4:04.836 | 2:27.147 | | 1:09.965 | | 27.724 | | | | | | | | | |

906 **Christoph Schlate , Subaru WRX STI AK FL 23** /

theoretical besttime: 2:41.280

| Lap | Time | S1 | V1 | S2 | V2 | S3 | V3 | Lap | Time | S1 | V1 | S2 | V2 | S3 | V3 |
|-----|----------|----------|----|----------|----|--------|----|-----|-----------------|-----------------|----|---------------|----|---------------|----|
| 1 | 3:08.053 | | | 1:07.125 | | 28.236 | | 9 | 2:44.489 | 1:16.693 | | 1:00.989 | | 26.807 | |
| 2 | 2:53.716 | 1:22.677 | | 1:03.915 | | 27.124 | | 10 | 2:46.411 | 1:18.924 | | 1:01.293 | | 26.194 | |
| 3 | 2:48.480 | 1:18.715 | | 1:02.870 | | 26.895 | | 11 | 2:42.083 | 1:15.76! | | 59.32! | | 26.997 | |
| 4 | 2:45.372 | 1:17.320 | | 1:01.692 | | 26.360 | | 12 | 2:46.935 | 1:16.658 | | 1:03.248 | | 27.029 | |
| 5 | 2:45.117 | 1:16.779 | | 1:01.910 | | 26.428 | | 13 | 2:47.828 | 1:17.944 | | 1:02.279 | | 27.605 | |
| 6 | 2:43.906 | 1:16.372 | | 1:01.101 | | 26.433 | | 14 | 2:47.321 | 1:18.891 | | 1:01.733 | | 26.697 | |
| 7 | 2:44.681 | 1:16.207 | | 1:00.008 | | 28.466 | | 15 | 3:08.219 | 1:18.569 | | 1:02.019 | | | |
| 8 | 2:45.808 | 1:16.155 | | 1:03.388 | | 26.265 | | | | | | | | | |

907 **Ingo Grütters , Porsche 991 Turbo S** /

theoretical besttime: 3:08.502

| Lap | Time | S1 | V1 | S2 | V2 | S3 | V3 | Lap | Time | S1 | V1 | S2 | V2 | S3 | V3 |
|-----|-----------------|-----------------|----|----------|----|---------------|----|-----|----------|----------|----|-----------------|----|--------|----|
| 1 | 3:28.514 | | | 1:12.069 | | 31.536 | | 5 | 9:28.656 | 7:42.714 | | 1:14.744 | | 31.198 | |
| 2 | 3:15.051 | 1:30.826 | | 1:11.007 | | 33.218 | | 6 | 3:20.845 | 1:30.062 | | 1:09.35! | | | |
| 3 | 3:09.220 | 1:28.99! | | 1:10.077 | | 30.146 | | 7 | 8:42.850 | 7:00.422 | | 1:11.491 | | 30.937 | |
| 4 | 3:26.669 | 1:29.141 | | 1:14.153 | | | | 8 | 3:24.460 | 1:31.783 | | 1:10.094 | | | |

908 **Peer Heinecke , Porsche Carrera 4S** /

theoretical besttime: 3:15.064

| Lap | Time | S1 | V1 | S2 | V2 | S3 | V3 | Lap | Time | S1 | V1 | S2 | V2 | S3 | V3 |
|-----|-----------------|----------|----|-----------------|----|--------|----|-----|----------|-----------------|----|----------|----|---------------|----|
| 1 | 4:19.730 | | | 1:16.633 | | 33.799 | | 6 | 3:35.082 | 1:33.434 | | 1:20.590 | | | |
| 2 | 3:22.629 | 1:34.677 | | 1:15.412 | | 32.540 | | 7 | 5:01.242 | 3:15.900 | | 1:13.927 | | 31.415 | |
| 3 | 3:34.201 | 1:33.119 | | 1:14.034 | | | | 8 | 3:26.246 | 1:31.85! | | 1:23.176 | | 31.217 | |
| 4 | 5:11.632 | 3:24.847 | | 1:15.082 | | 31.703 | | 9 | 3:54.921 | 1:56.821 | | 1:13.955 | | | |
| 5 | 3:23.682 | 1:33.252 | | 1:11.99! | | 38.436 | | 10 | 5:46.659 | 3:36.624 | | 1:15.407 | | | |

910 **Christian Honsig , Porsche GTS 991.2** /

theoretical besttime: 3:12.146

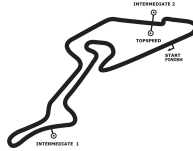
| Lap | Time | S1 | V1 | S2 | V2 | S3 | V3 | Lap | Time | S1 | V1 | S2 | V2 | S3 | V3 |
|-----|-----------------|----------|----|-----------------|----|--------|----|-----|----------|-----------------|----|----------|----|---------------|----|
| 1 | 4:13.915 | | | 1:18.009 | | 32.914 | | 6 | 3:40.522 | 1:34.804 | | 1:21.241 | | | |
| 2 | 3:25.506 | 1:38.527 | | 1:14.134 | | 32.845 | | 7 | 4:46.897 | 2:59.490 | | 1:15.910 | | 31.497 | |
| 3 | 3:34.574 | 1:33.553 | | 1:15.458 | | | | 8 | 3:26.762 | 1:29.72! | | 1:25.670 | | 31.366 | |
| 4 | 5:20.881 | 3:35.585 | | 1:13.378 | | 31.918 | | 9 | 3:54.687 | 1:57.711 | | 1:11.772 | | | |
| 5 | 3:23.35! | 1:34.126 | | 1:11.05! | | 38.171 | | 10 | 5:46.648 | 3:37.858 | | 1:13.749 | | | |

European Speed Club Nürburgring GP

Nürburgring GP, length 5148 m

10.04.2021

European Speed Club



Lap Analysis GT-GTS session 2,

912 Stefan Horstmann , Porsche Carrera GTS /

theoretical besttime: 2:56.076

| Lap | Time | S1 | V1 | S2 | V2 | S3 | V3 | Lap | Time | S1 | V1 | S2 | V2 | S3 | V3 |
|-----|-----------------|-----------------|----|-----------------|----|---------------|----|-----|----------|----------|----|----------|----|--------|----|
| 1 | 3:44.109 | | | 1:07.867 | | 29.417 | | 5 | 3:23.393 | 1:24.241 | | 1:10.527 | | | |
| 2 | 3:07.188 | 1:27.352 | | 1:05.917 | | 33.919 | | 6 | 6:36.795 | 4:51.680 | | 1:12.178 | | 32.937 | |
| 3 | 3:03.304 | 1:25.702 | | 1:07.043 | | 30.559 | | 7 | 3:22.156 | 1:28.989 | | 1:11.005 | | | |
| 4 | 2:57.019 | 1:22.410 | | 1:04.240 | | 30.360 | | 8 | 9:23.337 | 7:28.419 | | 1:10.064 | | | |

913 Anne Kieffer , /

theoretical besttime: 2:46.936

| Lap | Time | S1 | V1 | S2 | V2 | S3 | V3 | Lap | Time | S1 | V1 | S2 | V2 | S3 | V3 |
|-----|-----------------|----------|----|----------|----|---------------|----|-----|----------|-----------------|----|-----------------|----|--------|----|
| 1 | 3:31.590 | | | 1:09.464 | | 30.339 | | 8 | 2:51.279 | 1:18.741 | | 1:03.446 | | 29.092 | |
| 2 | 2:54.792 | 1:22.974 | | 1:03.601 | | 28.217 | | 9 | 2:52.605 | 1:21.046 | | 1:04.123 | | 27.436 | |
| 3 | 2:50.347 | 1:19.463 | | 1:03.529 | | 27.355 | | 10 | 2:49.414 | 1:19.324 | | 1:02.820 | | 27.270 | |
| 4 | 2:50.241 | 1:18.949 | | 1:03.926 | | 27.366 | | 11 | 2:50.527 | 1:17.110 | | 1:04.935 | | 28.476 | |
| 5 | 2:47.796 | 1:17.153 | | 1:02.833 | | 27.810 | | 12 | 3:12.009 | 1:26.385 | | 1:04.930 | | | |
| 6 | 2:49.787 | 1:18.871 | | 1:03.916 | | 27.000 | | 13 | 5:51.184 | 4:02.607 | | 1:04.752 | | | |
| 7 | 2:49.592 | 1:18.437 | | 1:03.775 | | 27.380 | | | | | | | | | |

914 Jean-Marc Kieffer , /

theoretical besttime: 2:49.601

| Lap | Time | S1 | V1 | S2 | V2 | S3 | V3 | Lap | Time | S1 | V1 | S2 | V2 | S3 | V3 |
|-----|-----------------|-----------------|----|-----------------|----|---------------|----|-----|----------|----------|----|----------|----|--------|----|
| 1 | 3:25.340 | | | 1:07.065 | | 27.943 | | 8 | 2:53.932 | 1:21.114 | | 1:04.599 | | 28.219 | |
| 2 | 2:50.257 | 1:19.320 | | 1:03.469 | | 27.468 | | 9 | 2:54.700 | 1:21.397 | | 1:04.817 | | 28.486 | |
| 3 | 3:00.725 | 1:21.138 | | 1:02.810 | | | | 10 | 2:56.896 | 1:23.291 | | 1:04.681 | | 28.924 | |
| 4 | 5:07.880 | 3:33.565 | | 1:05.869 | | 28.446 | | 11 | 2:59.126 | 1:25.830 | | 1:04.445 | | 28.851 | |
| 5 | 2:55.634 | 1:22.000 | | 1:04.615 | | 29.019 | | 12 | 2:59.343 | 1:23.113 | | 1:07.053 | | 29.177 | |
| 6 | 2:53.361 | 1:21.056 | | 1:03.839 | | 28.466 | | 13 | 3:16.352 | 1:23.447 | | 1:06.226 | | | |
| 7 | 2:58.151 | 1:21.746 | | 1:07.260 | | 29.145 | | | | | | | | | |

916 Martin Knops , Porsche 997 GTS /

theoretical besttime: 3:09.467

| Lap | Time | S1 | V1 | S2 | V2 | S3 | V3 | Lap | Time | S1 | V1 | S2 | V2 | S3 | V3 |
|-----|-----------------|----------|----|----------|----|--------|----|-----|----------|-----------------|----|-----------------|----|---------------|----|
| 1 | 4:23.132 | | | 1:15.743 | | 34.512 | | 6 | 3:36.248 | 1:34.260 | | 1:19.921 | | | |
| 2 | 3:22.440 | 1:34.466 | | 1:14.459 | | 33.515 | | 7 | 4:50.445 | 3:01.984 | | 1:17.811 | | 30.650 | |
| 3 | 3:37.469 | 1:34.973 | | 1:13.240 | | | | 8 | 3:25.321 | 1:27.690 | | 1:26.797 | | 30.832 | |
| 4 | 5:09.804 | 3:22.866 | | 1:14.322 | | 32.616 | | 9 | 3:53.379 | 1:58.182 | | 1:11.120 | | | |
| 5 | 3:22.773 | 1:32.167 | | 1:11.750 | | 38.856 | | 10 | 5:38.974 | 3:40.066 | | 1:12.899 | | | |

917 Frank Pütz , Porsche 997.2 Turbo S /

theoretical besttime: 2:49.949

| Lap | Time | S1 | V1 | S2 | V2 | S3 | V3 | Lap | Time | S1 | V1 | S2 | V2 | S3 | V3 |
|-----|----------|----------|----|----------|----|--------|----|-----|-----------------|-----------------|----|-----------------|----|---------------|----|
| 1 | 3:20.157 | | | 1:07.669 | | 30.521 | | 7 | 2:53.633 | 1:18.590 | | 1:05.361 | | 29.677 | |
| 2 | 2:59.001 | 1:22.460 | | 1:07.272 | | 29.269 | | 8 | 3:26.192 | 1:22.624 | | 1:17.764 | | | |
| 3 | 2:55.896 | 1:20.542 | | 1:04.951 | | 30.403 | | 9 | 6:26.155 | 4:54.344 | | 1:03.455 | | 28.356 | |
| 4 | 2:57.569 | 1:22.477 | | 1:05.396 | | 29.696 | | 10 | 2:50.601 | 1:19.247 | | 1:03.180 | | 28.166 | |
| 5 | 2:55.193 | 1:21.016 | | 1:05.079 | | 29.098 | | 11 | 3:20.733 | 1:22.163 | | 1:13.638 | | | |
| 6 | 2:54.760 | 1:21.242 | | 1:04.309 | | 29.209 | | | | | | | | | |

918 Bernd Rode , Mercedes AMG GTS /

theoretical besttime: 3:04.189

| Lap | Time | S1 | V1 | S2 | V2 | S3 | V3 | Lap | Time | S1 | V1 | S2 | V2 | S3 | V3 |
|-----|----------|-----------------|----|----------|----|--------|----|-----|-----------------|----------|----|-----------------|----|---------------|----|
| 1 | 3:27.394 | | | 1:15.322 | | 32.711 | | 5 | 3:06.555 | 1:28.050 | | 1:08.725 | | 29.780 | |
| 2 | 3:15.174 | 1:29.447 | | 1:11.755 | | 33.972 | | 6 | 3:05.563 | 1:28.406 | | 1:07.980 | | 29.175 | |
| 3 | 3:08.138 | 1:28.830 | | 1:09.407 | | 29.901 | | 7 | 3:22.354 | 1:27.755 | | 1:11.433 | | | |
| 4 | 3:05.609 | 1:27.030 | | 1:08.184 | | 30.393 | | | | | | | | | |

919 Thomas Ruth , Porsche Targa GTS4 /

theoretical besttime: 3:10.282

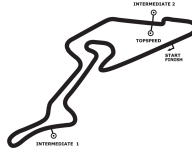
| Lap | Time | S1 | V1 | S2 | V2 | S3 | V3 | Lap | Time | S1 | V1 | S2 | V2 | S3 | V3 |
|-----|-----------------|----------|----|----------|----|--------|----|-----|----------|-----------------|----|-----------------|----|---------------|----|
| 1 | 4:21.596 | | | 1:15.976 | | 34.415 | | 6 | 3:35.097 | 1:34.748 | | 1:19.383 | | | |
| 2 | 3:22.846 | 1:35.182 | | 1:14.297 | | 33.367 | | 7 | 4:52.145 | 3:03.425 | | 1:17.840 | | 30.880 | |
| 3 | 3:36.026 | 1:34.813 | | 1:13.288 | | | | 8 | 3:25.387 | 1:27.800 | | 1:26.561 | | 31.018 | |
| 4 | 5:11.083 | 3:24.415 | | 1:13.955 | | 32.713 | | 9 | 3:52.627 | 1:57.718 | | 1:11.590 | | | |
| 5 | 3:22.689 | 1:32.368 | | 1:11.691 | | 38.630 | | 10 | 5:45.590 | 3:43.188 | | 1:13.762 | | | |

European Speed Club Nürburgring GP

Nürburgring GP, length 5148 m

10.04.2021

European Speed Club



Lap Analysis GT-GTS session 2,

920 Jürgen Scheerer , Porsche GT3 RS /

theoretical besttime: 2:59.548

| Lap | Time | S1 | V1 | S2 | V2 | S3 | V3 | Lap | Time | S1 | V1 | S2 | V2 | S3 | V3 |
|-----|-----------------|-----------------|----|----------|----|--------|----|-----|-----------|----------|----|-----------------|----|---------------|----|
| 1 | 6:48.621 | | | 1:38.419 | | 42.662 | | 6 | 3:16.483 | 1:27.550 | | 1:08.757 | | | |
| 2 | 3:11.751 | 1:32.303 | | 1:08.909 | | 30.539 | | 7 | 10:57.873 | 9:17.878 | | 1:09.692 | | 30.303 | |
| 3 | 3:03.415 | 1:24.625 | | 1:08.553 | | 30.237 | | 8 | 3:02.103 | 1:23.229 | | 1:08.221 | | 30.653 | |
| 4 | 3:02.504 | 1:24.386 | | 1:08.064 | | 30.054 | | 9 | 3:02.487 | 1:24.159 | | 1:08.818 | | 29.510 | |
| 5 | 2:59.905 | 1:22.831 | | 1:07.374 | | 29.700 | | 10 | 3:16.761 | 1:22.883 | | 1:07.207 | | | |

929 Kai Wiesener , BMW M3 /

theoretical besttime: 3:09.476

| Lap | Time | S1 | V1 | S2 | V2 | S3 | V3 | Lap | Time | S1 | V1 | S2 | V2 | S3 | V3 |
|-----|----------|----------|----|-----------------|----|--------|----|-----|-----------------|-----------------|----|----------|----|---------------|----|
| 1 | 3:39.282 | | | 1:13.760 | | 31.719 | | 7 | 3:15.434 | 1:31.813 | | 1:12.051 | | 31.570 | |
| 2 | 3:19.921 | 1:36.003 | | 1:12.752 | | 31.166 | | 8 | 3:14.488 | 1:30.868 | | 1:12.303 | | 31.317 | |
| 3 | 3:11.110 | 1:29.931 | | 1:10.346 | | 30.830 | | 9 | 3:10.240 | 1:28.506 | | 1:11.113 | | 30.619 | |
| 4 | 3:10.633 | 1:29.307 | | 1:10.592 | | 30.734 | | 10 | 3:16.637 | 1:30.435 | | 1:14.295 | | 31.907 | |
| 5 | 3:35.620 | 1:32.116 | | 1:15.846 | | | | 11 | 3:38.993 | 1:28.730 | | 1:11.110 | | | |
| 6 | 9:36.154 | 7:52.370 | | 1:12.749 | | 31.035 | | | | | | | | | |