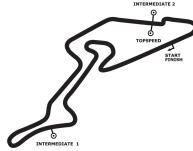


European Speed Club Nürburgring GP

Nürburgring GP, length 5148 m

10.04.2021

European Speed Club



Lap Analysis GT-GTS session 3,

6 Lutz Klaus , /

theoretical besttime: 2:46.874

Lap	Time	S1	V1	S2	V2	S3	V3	Lap	Time	S1	V1	S2	V2	S3	V3
1	7:16.184			1:10.614		29.907		8	2:49.726	1:19.131		1:03.335		27.260	
2	3:00.588	1:23.481		1:08.538		28.569		9	2:49.082	1:19.012		1:03.084		26.986	
3	2:51.379	1:20.052		1:04.101		27.226		10	2:48.481	1:19.204		1:02.237		27.040	
4	2:52.999	1:21.822		1:04.139		27.038		11	2:47.500	1:19.156		1:01.46!		26.879	
5	2:51.743	1:20.609		1:03.682		27.452		12	2:49.030	1:18.95!		1:03.621		26.452	
6	2:49.904	1:19.236		1:03.694		26.974		13	3:14.923	1:19.509		1:07.441			
7	2:50.886	1:19.448		1:04.415		27.023									

902 Dr. Stefan Borchers , Porsche 991 GTS /

theoretical besttime: 3:06.826

Lap	Time	S1	V1	S2	V2	S3	V3	Lap	Time	S1	V1	S2	V2	S3	V3
1	3:36.669			1:14.670		32.801		5	3:08.210	1:26.650		1:10.261		31.299	
2	3:16.476	1:32.632		1:11.174		32.670		6	3:08.458	1:27.371		1:10.066		31.021	
3	3:15.921	1:31.438		1:12.190		32.293		7	3:10.351	1:30.019		1:09.71!		30.619	
4	3:08.988	1:26.749		1:10.999		31.240		8	3:25.605	1:26.49!		1:10.153			

905 Guido Fleischmann , Porsche 997 GT3 /

theoretical besttime: 2:50.688

Lap	Time	S1	V1	S2	V2	S3	V3	Lap	Time	S1	V1	S2	V2	S3	V3
1	3:32.390			1:11.877		33.404		8	2:51.598	1:21.509		1:02.84!		27.245	
2	3:04.818	1:28.410		1:07.598		28.810		9	2:54.672	1:22.750		1:03.748		28.174	
3	2:59.263	1:25.146		1:06.358		27.759		10	2:52.192	1:21.499		1:02.921		27.772	
4	2:55.267	1:23.068		1:04.717		27.482		11	2:52.785	1:22.073		1:02.874		27.838	
5	2:57.700	1:24.886		1:03.985		28.829		12	2:52.811	1:20.896		1:03.201		28.714	
6	2:57.531	1:26.362		1:04.093		27.076		13	2:55.332	1:24.607		1:03.624		27.101	
7	2:54.698	1:21.708		1:04.476		28.514		14	3:16.106	1:20.76!		1:05.881			

906 Christoph Schlate , Subaru WRX STI AK FL 23 /

theoretical besttime: 2:39.976

Lap	Time	S1	V1	S2	V2	S3	V3	Lap	Time	S1	V1	S2	V2	S3	V3
1	3:27.868			1:07.161		28.742		9	2:47.548	1:18.213		1:01.255		28.080	
2	2:56.606	1:23.446		1:05.385		27.775		10	2:47.650	1:17.570		1:02.909		27.171	
3	2:49.051	1:22.680		59.920		26.451		11	2:43.872	1:17.578		1:00.336		25.958	
4	2:42.314	1:16.327		59.342		26.645		12	2:44.099	1:16.290		1:01.395		26.414	
5	2:49.264	1:18.918		1:02.345		28.001		13	2:42.500	1:16.119		59.252		27.129	
6	2:50.071	1:19.846		1:03.006		27.219		14	2:39.976	1:16.06!		58.503		25.412	
7	2:48.393	1:19.285		1:01.899		27.209		15	3:43.848	1:16.455		1:28.767			
8	2:45.759	1:18.106		1:01.242		26.411									

907 Ingo Grütters , Porsche 991 Turbo S /

theoretical besttime: 2:41.966

Lap	Time	S1	V1	S2	V2	S3	V3	Lap	Time	S1	V1	S2	V2	S3	V3
1	3:30.416			1:10.725		34.842		6	6:56.657	5:17.290		1:08.353		31.014	
2	2:55.916	1:28.379		1:00.421		27.116		7	3:05.299	1:25.245		1:09.636		30.418	
3	2:46.177	1:19.128		1:00.03!		27.014		8	3:10.664	1:32.047		1:08.427		30.190	
4	2:42.889	1:14.91!		1:00.051		27.921		9	3:26.939	1:30.828		1:12.592			
5	3:11.904	1:23.494		1:04.818											

908 Peer Heinecke , Porsche Carrera 4S /

theoretical besttime: 3:13.267

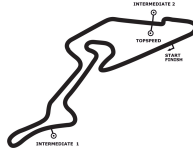
Lap	Time	S1	V1	S2	V2	S3	V3	Lap	Time	S1	V1	S2	V2	S3	V3
1	4:19.508			1:28.261		32.946		5	3:26.371	1:33.741		1:11.386			
2	3:22.432	1:36.932		1:13.419		32.081		6	5:14.132	3:32.411		1:10.95!		30.768	
3	3:15.864	1:31.60!		1:12.273		31.991		7	3:20.589	1:35.793		1:14.082		30.714	
4	3:17.003	1:33.555		1:12.241		31.207		8	3:32.393	1:34.269		1:11.542			

European Speed Club Nürburgring GP

Nürburgring GP, length 5148 m

10.04.2021

European Speed Club



Lap Analysis GT-GTS session 3,

910 Christian Honsig , Porsche GTS 991.2 /								theoretical besttime: 2:58.395							
Lap	Time	S1	V1	S2	V2	S3	V3	Lap	Time	S1	V1	S2	V2	S3	V3
1	4:15.913			1:31.747		33.071		7	3:23.826	1:26.624		1:09.207			
2	3:18.840	1:31.802		1:14.675		32.363		8	4:35.826	2:58.504		1:07.823			29.499
3	3:14.698	1:31.607		1:11.611		31.480		9	2:58.680	1:22.851		1:06.439			29.385
4	3:09.749	1:28.918		1:10.291		30.540		10	3:07.642	1:23.133		1:06.154			
5	3:19.558	1:27.087		1:09.937				11	5:15.797	3:02.648		1:20.352			
6	5:32.332	3:51.533		1:10.063		30.736									

912 Stefan Horstmann , Porsche Carrera GTS /								theoretical besttime: 3:17.227							
Lap	Time	S1	V1	S2	V2	S3	V3	Lap	Time	S1	V1	S2	V2	S3	V3
1	3:41.939			1:14.294		33.970		3	3:21.076	1:33.267		1:13.906			33.903
2	3:22.152	1:32.853		1:14.774		34.525		4	3:28.466	1:31.431		1:11.891			

913 Anne Kieffer , /								theoretical besttime: 2:44.116							
Lap	Time	S1	V1	S2	V2	S3	V3	Lap	Time	S1	V1	S2	V2	S3	V3
1	4:02.025			1:09.928		29.442		8	2:47.147	1:17.249		1:02.616			27.282
2	2:55.848	1:22.864		1:04.527		28.457		9	2:47.929	1:17.512		1:02.936			27.481
3	2:52.339	1:20.819		1:03.284		28.236		10	2:47.734	1:17.791		1:02.531			27.412
4	2:50.176	1:20.043		1:02.273		27.860		11	2:46.147	1:17.372		1:02.189			26.586
5	2:49.864	1:17.826		1:04.217		27.821		12	2:44.867	1:16.261		1:01.804			26.795
6	2:50.619	1:18.992		1:03.504		28.123		13	2:46.281	1:17.041		1:02.175			27.065
7	2:50.078	1:17.780		1:05.187		27.111		14	2:58.712	1:16.924		1:01.261			

914 Jean-Marc Kieffer , /								theoretical besttime: 3:28.121							
Lap	Time	S1	V1	S2	V2	S3	V3	Lap	Time	S1	V1	S2	V2	S3	V3
1	4:43.836			1:25.872		37.221		3	3:29.235	1:36.914		1:17.934			34.387
2	3:34.835	1:40.273		1:20.173		34.389		4	3:47.037	1:41.761		1:16.821			

916 Martin Knops , Porsche 997 GTS /								theoretical besttime: 3:03.707							
Lap	Time	S1	V1	S2	V2	S3	V3	Lap	Time	S1	V1	S2	V2	S3	V3
1	4:17.140			1:31.323		33.407		7	3:23.346	1:26.057		1:08.041			
2	3:19.028	1:31.643		1:15.196		32.189		8	5:27.614	3:45.312		1:10.827			31.475
3	3:14.827	1:31.080		1:12.194		31.553		9	3:06.689	1:26.567		1:09.796			30.326
4	3:09.733	1:28.378		1:10.506		30.849		10	3:12.598	1:25.351		1:08.687			
5	3:19.796	1:26.979		1:09.597				11	3:55.614	1:54.467		1:11.381			
6	5:28.734	3:48.011		1:10.415		30.308									

917 Frank Pütz , Porsche 997.2 Turbo S /								theoretical besttime: 2:44.470							
Lap	Time	S1	V1	S2	V2	S3	V3	Lap	Time	S1	V1	S2	V2	S3	V3
1	3:36.566			1:14.515		31.992		6	3:06.553	1:19.263		1:04.297			
2	3:01.742	1:24.934		1:07.692		29.116		7	4:29.521	2:32.404		1:09.930			
3	2:59.944	1:24.792		1:06.562		28.590		8	16:35.551	15:04		59.820			31.016
4	2:55.379	1:22.034		1:05.148		28.197		9	3:57.669	1:16.451		1:32.504			
5	2:53.494	1:20.488		1:04.328		28.678									

918 Bernd Rode , Mercedes AMG GTS /								theoretical besttime: 3:02.893							
Lap	Time	S1	V1	S2	V2	S3	V3	Lap	Time	S1	V1	S2	V2	S3	V3
1	3:52.815			1:17.341		33.058		7	3:07.711	1:27.003		1:10.162			30.546
2	3:23.442	1:37.212		1:13.396		32.834		8	3:04.197	1:25.655		1:08.846			29.696
3	3:18.746	1:34.122		1:13.653		30.971		9	3:04.329	1:24.671		1:08.521			31.132
4	3:24.942	1:30.874		1:11.854				10	3:32.123	1:28.073		1:13.210			
5	4:55.958	3:14.053		1:09.740		32.165		11	5:09.265	3:29.823		1:09.145			30.297
6	3:16.438	1:32.283		1:13.204		30.951									

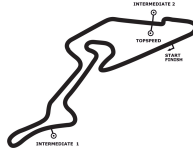
919 Thomas Ruth , Porsche Targa GTS4 /								theoretical besttime: 3:19.917							
Lap	Time	S1	V1	S2	V2	S3	V3	Lap	Time	S1	V1	S2	V2	S3	V3
1	4:21.507			1:28.214		33.683		5	3:37.755	1:38.135		1:15.094			
2	3:23.098	1:36.426		1:13.744		32.928		6	4:54.265	3:08.861		1:12.401			33.002
3	3:22.266	1:34.581		1:14.205		33.474		7	3:42.079	1:39.191		1:15.709			
4	3:22.524	1:35.257		1:13.261		34.006		8	4:43.357	2:37.856		1:15.371			

European Speed Club Nürburgring GP

Nürburgring GP, length 5148 m

10.04.2021

European Speed Club



Lap Analysis GT-GTS session 3,

920 Jürgen Scheerer , Porsche GT3 RS /									theoretical besttime: 2:59.634							
Lap	Time	S1	V1	S2	V2	S3	V3		Lap	Time	S1	V1	S2	V2	S3	V3
1	3:41.151			1:11.481		31.327			8	3:06.784	1:28.028		1:08.762		29.994	
2	3:03.663	1:25.448		1:08.129		30.086			9	3:06.257	1:27.975		1:08.300		29.982	
3	3:00.787	1:23.066		1:07.381		30.332			10	3:03.135	1:25.138		1:08.193		29.804	
4	3:06.603	1:27.814		1:09.163		29.626			11	3:12.400	1:26.180		1:12.697		33.523	
5	3:03.221	1:24.531		1:07.956		30.734			12	3:36.147	1:34.350		1:22.912		38.885	
6	3:01.982	1:22.611		1:09.536		29.827			13	4:01.826	1:41.633		1:28.338			
7	3:06.748	1:25.005		1:09.275		32.468										

928 Frank Uckmann , Porsche 997 GT3 /									theoretical besttime: 2:46.023							
Lap	Time	S1	V1	S2	V2	S3	V3		Lap	Time	S1	V1	S2	V2	S3	V3
1	4:06.155			1:12.925		29.180			7	2:56.412	1:25.186		1:03.781		27.445	
2	2:55.857	1:21.347		1:03.766		30.744			8	2:47.823	1:19.717		1:01.963		26.143	
3	2:50.583	1:20.775		1:02.511		27.297			9	3:09.296	1:18.011		1:02.110			
4	2:49.806	1:20.100		1:02.488		27.218			10	4:22.395	2:51.056		1:04.041		27.298	
5	3:01.505	1:19.865		1:02.393					11	3:05.189	1:20.717		1:01.861			
6	7:20.370	5:48.954		1:03.414		28.002										

929 Kai Wiesener , BMW M3 /									theoretical besttime: 3:12.763							
Lap	Time	S1	V1	S2	V2	S3	V3		Lap	Time	S1	V1	S2	V2	S3	V3
1	3:51.522			1:17.355		33.617			5	3:21.318	1:35.432		1:13.283		32.603	
2	3:30.858	1:37.310		1:19.730		33.818			6	3:16.640	1:31.010		1:14.396		31.234	
3	3:19.021	1:33.666		1:13.181		32.174			7	3:37.630	1:30.075		1:12.788			
4	3:14.972	1:29.321		1:12.201		33.443										