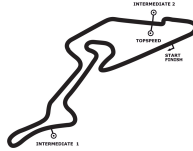


European Speed Club Nürburgring GP

Nürburgring GP, length 5148 m

10.04.2021

European Speed Club



Lap Analysis GT-GTS session 4,

6 Lutz Klaus , /

theoretical besttime: 2:46.028

Lap	Time	S1	V1	S2	V2	S3	V3	Lap	Time	S1	V1	S2	V2	S3	V3
1	3:20.336			1:03.090		27.278		9	2:47.879	1:19.034		1:02.593		26.252	
2	2:49.491	1:19.214		1:03.140		27.137		10	2:47.356	1:17.761		1:02.250		27.345	
3	2:48.181	1:18.422		1:02.822		26.937		11	2:47.237	1:18.312		1:02.253		26.672	
4	2:47.751	1:18.310		1:02.336		27.105		12	2:47.469	1:18.596		1:02.367		26.506	
5	2:48.650	1:19.308		1:03.088		26.254		13	2:48.901	1:19.009		1:03.199		26.693	
6	2:47.063	1:17.562		1:02.688		26.813		14	2:49.580	1:18.720		1:03.147		27.713	
7	2:47.270	1:18.081		1:02.526		26.663		15	3:18.652	1:18.849		1:09.180			
8	2:48.318	1:18.297		1:02.214		27.807									

902 Dr. Stefan Borchers , Porsche 991 GTS /

theoretical besttime: 3:09.278

Lap	Time	S1	V1	S2	V2	S3	V3	Lap	Time	S1	V1	S2	V2	S3	V3
1	2:48.270			1:12.827		32.490		5	8:15.762	6:27.989		1:15.244		32.529	
2	3:12.327	1:29.473		1:10.850		32.004		6	3:12.162	1:29.037		1:11.438		31.687	
3	3:12.987	1:29.061		1:12.001		31.925		7	3:28.762	1:30.641		1:12.105			
4	3:25.021	1:27.037		1:10.554											

905 Guido Fleischmann , Porsche 997 GT3 /

theoretical besttime: 2:47.135

Lap	Time	S1	V1	S2	V2	S3	V3	Lap	Time	S1	V1	S2	V2	S3	V3
1	3:00.045			1:11.854		29.397		8	2:50.354	1:19.639		1:01.350		29.365	
2	3:01.099	1:25.316		1:05.381		30.402		9	2:48.091	1:19.332		1:01.570		27.189	
3	2:57.288	1:24.098		1:04.768		28.422		10	2:47.135	1:18.942		1:01.171		27.023	
4	2:58.364	1:25.422		1:04.399		28.543		11	3:38.365	1:39.287		1:18.658			
5	3:06.799	1:22.281		1:03.854				12	4:40.615	3:05.467		1:04.904		30.244	
6	5:28.747	3:54.358		1:05.538		28.851		13	3:06.068	1:20.246		1:03.672			
7	2:55.092	1:24.177		1:03.059		27.856									

906 Christoph Schlate , Subaru WRX STI AK FL 23 /

theoretical besttime: 2:41.888

Lap	Time	S1	V1	S2	V2	S3	V3	Lap	Time	S1	V1	S2	V2	S3	V3
1	2:12.620			1:04.314		28.068		9	2:44.779	1:17.856		1:00.293		26.630	
2	2:46.688	1:17.838		1:01.856		26.994		10	2:44.098	1:17.242		1:00.859		25.997	
3	2:44.238	1:17.160		1:00.826		26.252		11	2:43.229	1:16.550		1:00.401		26.278	
4	2:43.659	1:15.921		1:01.209		26.521		12	2:43.174	1:16.918		1:00.071		26.178	
5	2:45.048	1:16.923		1:00.469		27.656		13	2:44.676	1:17.317		1:01.116		26.243	
6	2:46.571	1:18.993		1:00.969		26.609		14	2:43.329	1:17.073		1:00.375		25.881	
7	2:42.036	1:15.990		1:00.110		25.936		15	2:45.736	1:19.129		1:00.559		26.048	
8	2:52.477	1:23.131		1:00.248		29.098		16	3:25.057	1:17.120		1:19.618			

907 Ingo Grütters , Porsche 991 Turbo S /

theoretical besttime: 2:58.346

Lap	Time	S1	V1	S2	V2	S3	V3	Lap	Time	S1	V1	S2	V2	S3	V3
1	3:02.993			1:15.134		30.629		6	2:58.673	1:22.931		1:06.851		28.886	
2	3:07.503	1:27.813		1:07.924		31.766		7	3:03.784	1:27.192		1:07.179		29.413	
3	3:04.379	1:26.271		1:07.951		30.157		8	3:04.152	1:26.751		1:08.225		29.176	
4	3:06.173	1:27.048		1:09.147		29.978		9	2:59.269	1:23.437		1:06.524		29.308	
5	3:02.996	1:24.285		1:07.914		30.797		10	3:14.713	1:23.993		1:07.050			

908 Peer Heinecke , Porsche Carrera 4S /

theoretical besttime: 3:19.302

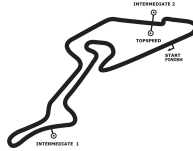
Lap	Time	S1	V1	S2	V2	S3	V3	Lap	Time	S1	V1	S2	V2	S3	V3
1	3:44.694			1:13.242		34.630		4	3:35.332	1:35.879		1:13.459			
2	3:22.591	1:37.211		1:13.657		31.723		5	10:53.584	9:06.918		1:14.197		32.469	
3	3:27.183	1:38.568		1:14.003		34.612		6	3:32.058	1:34.337		1:13.835			

European Speed Club Nürburgring GP

Nürburgring GP, length 5148 m

10.04.2021

European Speed Club



Lap Analysis GT-GTS session 4,

910 Christian Honsig , Porsche GTS 991.2 /

theoretical besttime: 3:00.700

Lap	Time	S1	V1	S2	V2	S3	V3	Lap	Time	S1	V1	S2	V2	S3	V3
1	3:36.997			1:11.118				7	3:02.041	1:25.484		1:07.941		28.608	
2	6:07.203	4:24.864		1:11.732		30.607		8	3:03.552	1:24.141		1:09.060		30.349	
3	3:08.740	1:27.963		1:09.968		30.809		9	3:16.124	1:24.372		1:13.693			
4	3:06.538	1:26.613		1:08.756		31.169		10	6:21.153	4:42.757		1:08.915		29.481	
5	3:05.832	1:27.564		1:08.626		29.642		11	3:03.267	1:25.863		1:08.253		29.151	
6	3:07.465	1:28.864		1:08.129		30.472		12	3:25.885	1:24.666		1:11.450			

913 Anne Kieffer , /

theoretical besttime: 2:49.395

Lap	Time	S1	V1	S2	V2	S3	V3	Lap	Time	S1	V1	S2	V2	S3	V3
1	1:48.154			1:07.383		29.105		9	2:54.193	1:19.461		1:05.662		29.070	
2	2:54.781	1:21.578		1:04.493		28.710		10	2:51.131	1:19.566		1:03.823		27.742	
3	2:53.212	1:20.940		1:04.154		28.118		11	2:52.737	1:20.128		1:04.842		27.767	
4	2:56.553	1:20.078		1:06.158		30.317		12	2:51.455	1:20.560		1:03.571		27.318	
5	2:53.804	1:20.978		1:04.163		28.663		13	2:51.317	1:19.456		1:04.447		27.414	
6	2:53.492	1:19.955		1:04.550		28.987		14	2:49.690	1:18.501		1:03.678		27.512	
7	2:51.259	1:19.415		1:04.328		27.516		15	3:08.923	1:21.454		1:05.853			
8	2:53.750	1:21.325		1:04.451		27.974									

914 Jean-Marc Kieffer , /

theoretical besttime: 2:56.890

Lap	Time	S1	V1	S2	V2	S3	V3	Lap	Time	S1	V1	S2	V2	S3	V3
1	1:54.628			1:10.235		30.287		8	3:02.827	1:26.137		1:07.736		28.954	
2	2:59.903	1:25.100		1:06.602		28.201		9	3:01.451	1:25.421		1:06.537		29.493	
3	3:03.105	1:26.592		1:07.791		28.722		10	3:00.092	1:23.796		1:07.846		28.450	
4	3:18.786	1:25.275		1:12.396				11	2:58.869	1:22.861		1:07.223		28.784	
5	4:23.216	2:48.869		1:05.920		28.427		12	3:00.835	1:23.843		1:07.397		29.595	
6	2:59.892	1:24.832		1:05.821		29.233		13	3:00.483	1:23.607		1:07.158		29.718	
7	3:02.101	1:25.958		1:07.349		28.794		14	3:27.901	1:25.152		1:12.199			

916 Martin Knops , Porsche 997 GTS /

theoretical besttime: 2:58.064

Lap	Time	S1	V1	S2	V2	S3	V3	Lap	Time	S1	V1	S2	V2	S3	V3
1	3:42.042			1:12.938		30.914		8	3:02.676	1:24.814		1:07.456		30.406	
2	3:17.293	1:36.602		1:10.426		30.265		9	3:11.800	1:26.644		1:08.001			
3	3:08.294	1:28.051		1:10.353		29.890		10	5:35.845	3:57.981		1:07.535		30.329	
4	3:06.657	1:26.210		1:09.765		30.682		11	3:00.745	1:24.721		1:06.986		29.038	
5	3:05.057	1:25.025		1:08.291		31.741		12	2:59.883	1:24.823		1:05.831		29.223	
6	3:02.280	1:25.682		1:07.286		29.312		13	3:08.329	1:23.181		1:06.668			
7	3:01.442	1:24.468		1:07.362		29.612									

917 Frank Pütz , Porsche 997.2 Turbo S /

theoretical besttime: 2:42.409

Lap	Time	S1	V1	S2	V2	S3	V3	Lap	Time	S1	V1	S2	V2	S3	V3
1	2:41.184			1:10.878		33.089		4	2:42.919	1:16.421		1:00.091		26.400	
2	2:49.059	1:21.870		1:00.391		26.798		5	3:40.827	1:32.054		1:21.197			
3	2:43.471	1:17.139		59.581		26.751									

918 Bernd Rode , Mercedes AMG GTS /

theoretical besttime: 3:06.964

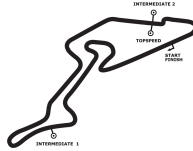
Lap	Time	S1	V1	S2	V2	S3	V3	Lap	Time	S1	V1	S2	V2	S3	V3
1	2:06.808			1:17.915		32.070		6	12:47.391	11:03		1:11.546		32.803	
2	3:13.456	1:32.766		1:09.869		30.821		7	3:11.834	1:30.125		1:11.001		30.708	
3	3:12.142	1:29.592		1:11.440		31.110		8	3:12.639	1:28.531		1:11.871		32.237	
4	3:07.101	1:26.721		1:09.531		30.845		9	3:44.165	1:35.717		1:21.639			
5	3:21.728	1:28.390		1:11.771											

European Speed Club Nürburgring GP

Nürburgring GP, length 5148 m

10.04.2021

European Speed Club



Lap Analysis GT-GTS session 4,

919 Thomas Ruth , Porsche Targa GTS4 /

theoretical besttime: 2:54.961

Lap	Time	S1	V1	S2	V2	S3	V3	Lap	Time	S1	V1	S2	V2	S3	V3
1	3:16.048			1:08.480		29.877		7	3:26.767	1:39.448		1:13.058		34.261	
2	3:02.060	1:26.362		1:06.455		29.243		8	3:30.023	1:32.893		1:12.096			
3	3:06.621	1:21.882		1:05.897				9	4:45.060	2:57.733		1:14.574		32.753	
4	4:23.221	2:49.319		1:05.300		28.602		10	3:31.443	1:35.918		1:18.192		37.333	
5	3:02.413	1:21.050		1:05.600				11	3:40.151	1:36.355		1:15.214			
6	4:44.743	2:58.565		1:13.477		32.701									

920 Jürgen Scheerer , Porsche GT3 RS /

theoretical besttime: 2:58.791

Lap	Time	S1	V1	S2	V2	S3	V3	Lap	Time	S1	V1	S2	V2	S3	V3
1	4:22.508			1:11.311		33.081		7	3:05.914	1:25.940		1:09.442		30.532	
2	2:59.892	1:23.706		1:06.481		29.705		8	3:02.409	1:24.794		1:06.992		30.623	
3	2:59.423	1:22.820		1:06.722		29.881		9	3:05.724	1:23.374		1:12.090		30.260	
4	3:01.251	1:23.491		1:07.464		30.296		10	3:27.589	1:31.508		1:19.705		36.376	
5	3:02.166	1:22.600		1:09.837		29.724		11	3:50.187	1:40.629		1:18.149			
6	3:03.662	1:24.988		1:08.385		30.289									

928 Frank Uckmann , Porsche 997 GT3 /

theoretical besttime: 2:47.151

Lap	Time	S1	V1	S2	V2	S3	V3	Lap	Time	S1	V1	S2	V2	S3	V3
1	4:21.128			1:01.430		26.839		6	17:45.129	16:13		1:03.872		27.662	
2	2:47.985	1:18.870		1:01.791		27.315		7	2:53.034	1:20.689		1:04.156		28.189	
3	2:50.839	1:19.437		1:04.094		27.308		8	2:54.566	1:22.472		1:03.533		28.561	
4	2:49.811	1:19.430		1:02.887		27.494		9	3:22.317	1:21.333		1:03.619			
5	3:06.762	1:20.914		1:02.282											

929 Kai Wiesener , BMW M3 /

theoretical besttime: 3:13.147

Lap	Time	S1	V1	S2	V2	S3	V3	Lap	Time	S1	V1	S2	V2	S3	V3
1	3:12.292			1:16.439		32.324		5	3:17.155	1:31.175		1:12.998		32.982	
2	3:18.349	1:33.596		1:12.819		31.934		6	3:21.398	1:35.331		1:13.790		32.277	
3	3:13.147	1:29.671		1:11.750		31.726		7	3:19.723	1:31.888		1:13.804		34.031	
4	3:18.939	1:33.069		1:14.016		31.854		8	3:35.765	1:33.273		1:12.911			