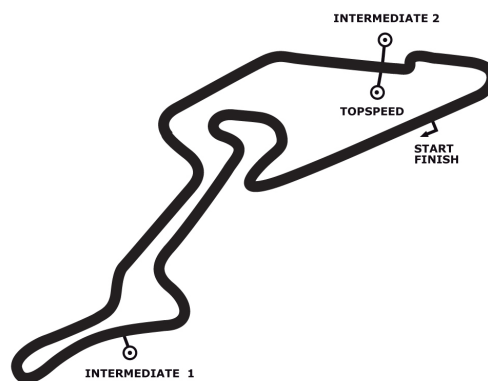




# European Speed Club Nürburgring GP Oktober

## GT-GTS session 1



**Nürburgring GP 5148 m**

**04.10.2021**

# European Speed Club Nürburgring GP Oktok

04.10.2021

Nürburgring GP, Length 5148 m



## Result GT-GTS session 1

Pl.	Nr.	Cl.	Entrant Driver	Car	Lap	Laptime Gap	Int	Average Fastest
1	965		Goetsch Hans-Wilhelm ()	Porsche 991 GT3 Touring	11	2:31.035		122.705
2	949		Ambos Frank ()	Porsche 911 Turbo	11	2:31.148 00.113	00.113	122.614
3	958		Huf Stefan ()	Porsche	11	2:31.475 00.440	00.327	122.349
4	969		()		12	2:37.637 06.602	06.162	117.566
5	989		Wiesener Kai ()	BMW M3	6	2:39.300 08.265	01.663	116.339
6	985		()		6	2:41.165 10.130	01.865	114.993
7	962		Haag Hendrik ()	Mc Laren 720 S	4	5:02.103 2:31.068	2:20.938	61.346
<b>NICHT GEWERTET</b>								
	947		Bienik Yannick ()		1	00.000		0.000
	938		Trimborn Willi ()	Ford Focus RS	2	00.000		0.000

StNr 938 und 947 Position Transponder checken. Auf Ziellinie kein Signal

# European Speed Club Nürburgring GP Okto

04.10.2021

Nürburgring GP, Length 5148 m



European Speed Club

## Lap by Lap GT-GTS session 1

<b>938 Trimborn, Willi / / Ford Focus RS</b>															
pit	28:14.270	pit	14:39.912												

<b>947 Bienik, Yannick / /</b>															
pit	25:00.223														

<b>949 Ambos, Frank / / Porsche 911 Turbo</b>															
1	5:09.128	2	2:55.611	3	2:51.020	4	2:43.748	5	2:41.267	6	2:50.394	7	2:39.590	pit	3:16.102
9	11:04.344	10	2:42.904	11	<b>2:31.148</b>										

<b>958 Huf, Stefan / / Porsche</b>															
1	5:11.412	2	2:54.271	3	2:51.572	4	2:43.168	5	2:40.677	6	2:47.363	7	2:39.625	pit	3:14.641
9	11:09.940	10	2:42.320	11	<b>2:31.475</b>										

<b>962 Haag, Hendrik / / Mc Laren 720 S</b>															
1	16:32.023	2	12:59.254	3	7:36.149	4	<b>5:02.103</b>								

<b>965 Goetsch, Hans-Wilhelm / / Porsche 991 GT3 Touring</b>															
1	5:07.055	2	2:56.532	3	2:50.814	4	2:46.608	5	2:41.726	6	2:47.209	7	2:39.481	pit	3:15.565
9	11:05.121	10	2:43.182	11	<b>2:31.035</b>										

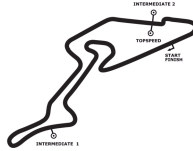
<b>969 , / /</b>															
1	4:57.402	2	2:55.251	3	2:47.425	4	2:41.023	5	2:41.525	6	2:43.983	7	2:59.722	pit	3:09.710
9	8:17.551	10	2:41.769	11	2:38.656	12	<b>2:37.637</b>								

<b>985 , / /</b>															
1	4:55.354	2	2:56.118	3	2:50.286	4	<b>2:41.165</b>	5	2:41.437	6	2:41.633				

<b>989 Wiesener, Kai / / BMW M3</b>															
1	21:39.988	2	3:09.247	3	8:21.645	4	2:41.678	5	<b>2:39.300</b>	6	2:40.257				



Lap Analysis GT-GTS session 1,

**938 Willi Trimborn , Ford Focus RS / theoretical besttime:**

Lap	Time	S1	V1	S2	V2	S3	V3	Lap	Time	S1	V1	S2	V2	S3	V3
1	28:14.270							2	14:39.912						

**947 Yannick Bienik , / theoretical besttime:**

Lap	Time	S1	V1	S2	V2	S3	V3	Lap	Time	S1	V1	S2	V2	S3	V3
1	25:00.223			<b>6:34.354</b>											

**949 Frank Ambos , Porsche 911 Turbo / theoretical besttime: 2:31.148**

Lap	Time	S1	V1	S2	V2	S3	V3	Lap	Time	S1	V1	S2	V2	S3	V3
1	5:09.128			1:05.948		28.039		7	2:39.590	1:14.530		57.042		28.018	
2	2:55.611	1:24.000		1:04.273		27.338		8	3:16.102	1:21.615		1:04.111			
3	2:51.020	1:22.510		1:01.670		26.840		9	11:04.344	9:43.590		56.348		24.406	
4	2:43.748	1:17.770		59.567		26.411		10	2:42.904	1:18.564		57.502		26.838	
5	2:41.267	1:15.468		59.532		26.267		11	<b>2:31.148</b>	<b>1:12.047</b>		<b>55.036</b>		<b>24.065</b>	
6	2:50.394	1:21.926		58.072		30.396									

**958 Stefan Huf , Porsche / theoretical besttime: 2:31.475**

Lap	Time	S1	V1	S2	V2	S3	V3	Lap	Time	S1	V1	S2	V2	S3	V3
1	5:11.412			1:06.067		29.116		7	2:39.625	1:14.441		56.303		28.881	
2	2:54.271	1:22.547		1:04.307		27.417		8	3:14.641	1:20.403		1:06.201			
3	2:51.572	1:22.609		1:01.726		27.237		9	11:09.940	9:48.292		56.813		24.835	
4	2:43.168	1:16.981		59.347		26.840		10	2:42.320	1:17.987		57.302		27.031	
5	2:40.677	1:15.608		58.970		26.099		11	<b>2:31.475</b>	<b>1:12.010</b>		<b>55.081</b>		<b>24.384</b>	
6	2:47.363	1:19.543		57.636		30.184									

**962 Hendrik Haag , Mc Laren 720 S / theoretical besttime: 5:01.656**

Lap	Time	S1	V1	S2	V2	S3	V3	Lap	Time	S1	V1	S2	V2	S3	V3
1	16:32.023			57.668		24.917		3	7:36.149	6:16.491		<b>55.429</b>		<b>24.229</b>	
2	12:59.254	11:36		57.027		25.571		4	<b>5:02.103</b>	<b>3:41.998</b>		55.629		24.476	

**965 Hans-Wilhelm Goetsch , Porsche 991 GT3 Touring / theoretical besttime: 2:30.956**

Lap	Time	S1	V1	S2	V2	S3	V3	Lap	Time	S1	V1	S2	V2	S3	V3
1	5:07.055			1:04.765		29.080		7	2:39.481	1:13.756		56.582		29.143	
2	2:56.532	1:25.038		1:03.967		27.527		8	3:15.565	1:21.031		1:05.321			
3	2:50.814	1:22.388		1:01.755		26.671		9	11:05.121	9:44.822		55.909		<b>24.390</b>	
4	2:46.608	1:21.165		58.974		26.469		10	2:43.182	1:19.059		57.489		26.634	
5	2:41.726	1:17.006		58.745		25.975		11	<b>2:31.035</b>	<b>1:11.794</b>		<b>54.772</b>		24.469	
6	2:47.209	1:18.839		58.163		30.207									

**969 , / theoretical besttime: 2:37.536**

Lap	Time	S1	V1	S2	V2	S3	V3	Lap	Time	S1	V1	S2	V2	S3	V3
1	4:57.402							7	2:59.722	1:27.877		1:03.228		28.617	
2	2:55.251							8	3:09.710	1:16.841		1:08.587			
3	2:47.425	1:18.503		1:02.200		26.722		9	8:17.551	6:52.659		59.224		25.668	
4	2:41.023	1:16.790		58.187		26.046		10	2:41.769	1:19.369		56.947		<b>25.453</b>	
5	2:41.525	1:16.858		58.987		25.680		11	2:38.656	1:16.252		56.857		25.547	
6	2:43.983	1:17.727		58.533		27.723		12	<b>2:37.637</b>	<b>1:15.310</b>		<b>56.767</b>		25.554	

**985 , / theoretical besttime: 2:40.588**

Lap	Time	S1	V1	S2	V2	S3	V3	Lap	Time	S1	V1	S2	V2	S3	V3
1	4:55.354							4	<b>2:41.165</b>	1:17.183		58.552		<b>25.430</b>	
2	2:56.118					28.939		5	2:41.437	1:16.856		59.083		25.498	
3	2:50.286	1:21.953		1:01.217		27.116		6	2:41.633	<b>1:16.767</b>		<b>58.391</b>		26.475	

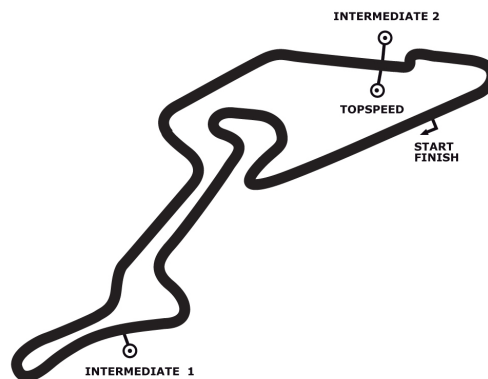
**989 Kai Wiesener , BMW M3 / theoretical besttime: 2:38.100**

Lap	Time	S1	V1	S2	V2	S3	V3	Lap	Time	S1	V1	S2	V2	S3	V3
1	21:39.988			1:01.672		27.123		4	2:41.678	1:17.595		56.922		27.161	
2	3:09.247	1:20.151		1:08.367				5	<b>2:39.300</b>	<b>1:16.200</b>		56.555		26.537	
3	8:21.645	6:56.345		58.886		26.414		6	2:40.257	1:18.365		<b>56.450</b>		<b>25.442</b>	



# European Speed Club Nürburgring GP Oktober

## GT-GTS session 2



**Nürburgring GP 5148 m**

**04.10.2021**

# European Speed Club Nürburgring GP Oktok

04.10.2021

Nürburgring GP, Length 5148 m



## Result GT-GTS session 2

Pl.	Nr.	Cl.	Entrant Driver	Car	Lap	Laptime Gap	Int	Average Fastest
1	942		Edelhoff Jörg ()	Porsche GT3 RS	13	2:12.644		139.718
2	958		Huf Stefan ()	Porsche	11	2:15.815 03.171	03.171	136.456
3	258		Klein Stefan ()	Porsche Cayman GT4	7	2:17.164 04.520	01.349	135.114
4	954		Müller Hans-Jürgen ()		7	2:20.146 07.502	02.982	132.239
5	965		Goetsch Hans-Wilhelm ()	Porsche 991 GT3 Touring	8	2:21.113 08.469	00.967	131.333
6	939		Uckmann Frank ()	Porsche 997 GT3	7	2:23.257 10.613	02.144	129.368
7	947		Bienik Yannick ()		7	2:24.403 11.759	01.146	128.341
8	934		Thriene Ernst ()		4	2:25.773 13.129	01.370	127.135
9	938		Trimborn Willi ()	Ford Focus RS	7	2:25.908 13.264	00.135	127.017
10	989		Wiesener Kai ()	BMW M3	7	2:27.969 15.325	02.061	125.248
11	962		Haag Hendrik ()	Mc Laren 720 S	4	2:28.031 15.387	00.062	125.195
12	949		Ambos Frank ()	Porsche 911 Turbo	10	2:30.254 17.610	02.223	123.343

# European Speed Club Nürburgring GP Okto

04.10.2021

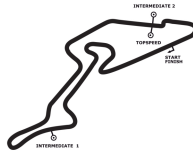
Nürburgring GP, Length 5148 m



## European Speed Club

### Lap by Lap GT-GTS session 2

<b>258 Klein, Stefan / / Porsche Cayman GT4</b>															
1	7:22.851	2	16:58.449	3	2:19.735	4	2:18.510	5	2:19.376	6	<b>2:17.164</b>	pit	2:52.150		
<b>934 Thriene, Ernst / /</b>															
1	6:48.221	2	2:26.232	3	<b>2:25.773</b>	4	2:25.803								
<b>938 Trimborn, Willi / / Ford Focus RS</b>															
1	5:09.244	2	2:28.868	3	<b>2:25.908</b>	4	2:31.720	5	2:26.156	6	2:26.068	pit	3:06.717		
<b>939 Uckmann, Frank / / Porsche 997 GT3</b>															
1	11:15.222	2	2:27.816	3	2:30.623	4	<b>2:23.257</b>	5	2:23.584	6	2:23.565	pit	2:41.520		
<b>942 Edelhoff, Jörg / / Porsche GT3 RS</b>															
pit	5:59.266	2	6:35.396	3	2:34.709	4	2:18.213	5	2:16.730	6	2:18.432	7	2:15.351	8	<b>2:12.644</b>
9	2:31.937	10	2:21.532	11	2:13.392	12	2:16.428	pit	2:40.956						
<b>947 Bienik, Yannick / /</b>															
1	6:02.358	2	2:36.833	3	2:29.355	4	2:28.499	5	5:01.212	6	<b>2:24.403</b>	pit	6:25.414		
<b>949 Ambos, Frank / / Porsche 911 Turbo</b>															
1	4:17.397	2	2:31.617	3	2:30.827	4	2:30.316	5	<b>2:30.254</b>	6	2:31.157	7	2:31.581	8	2:35.575
9	2:32.037	pit	2:52.990												
<b>954 Müller, Hans-Jürgen / /</b>															
1	5:03.398	2	2:39.096	3	2:31.919	4	2:28.696	5	2:31.304	6	<b>2:20.146</b>	pit	2:45.502		
<b>958 Huf, Stefan / / Porsche</b>															
1	4:13.586	2	2:24.553	3	2:20.715	4	2:18.406	5	2:16.295	6	2:20.000	7	2:16.243	8	<b>2:15.815</b>
9	2:17.753	10	2:17.867	pit	3:04.472										
<b>962 Haag, Hendrik / / Mc Laren 720 S</b>															
1	7:58.572	2	2:28.840	3	<b>2:28.031</b>	4	2:31.919								
<b>965 Goetsch, Hans-Wilhelm / / Porsche 991 GT3 Touring</b>															
1	5:06.860	pit	3:00.816	pit	7:05.141	4	15:59.462	5	2:22.158	6	2:25.869	7	<b>2:21.113</b>	pit	3:19.291
<b>989 Wiesener, Kai / / BMW M3</b>															
1	5:05.540	2	2:38.225	3	2:32.083	4	2:28.227	5	2:31.133	6	<b>2:27.969</b>	7	3:07.273		



## Lap Analysis GT-GTS session 2,

**258 Stefan Klein , Porsche Cayman GT4 /****theoretical besttime: 2:17.164**

Lap	Time	S1	V1	S2	V2	S3	V3	Lap	Time	S1	V1	S2	V2	S3	V3
1	7:22.851							5	2:19.376	1:05.286		51.515		22.575	
2	16:58.449	15:42		53.875		22.403		6	<b>2:17.164</b>	<b>1:04.321</b>		<b>50.761</b>		<b>22.082</b>	
3	2:19.735	1:05.773		51.553		22.409		7	2:52.150	1:16.567		59.863			
4	2:18.510	1:05.018		51.318		22.174									

**934 Ernst Thriene , /****theoretical besttime: 2:25.803**

Lap	Time	S1	V1	S2	V2	S3	V3	Lap	Time	S1	V1	S2	V2	S3	V3
1	6:48.221					23.838		3	<b>2:25.773</b>					23.701	
2	2:26.232					23.236		4	2:25.803	<b>1:09.054</b>		<b>53.549</b>		<b>23.200</b>	

**938 Willi Trimborn , Ford Focus RS /****theoretical besttime: 2:25.113**

Lap	Time	S1	V1	S2	V2	S3	V3	Lap	Time	S1	V1	S2	V2	S3	V3
1	5:09.244			55.588		26.422		5	2:26.156	1:09.171		53.892		<b>23.093</b>	
2	2:28.868	1:10.971		54.546		23.351		6	2:26.068	<b>1:08.674</b>		53.656		23.734	
3	<b>2:25.908</b>	1:09.315		<b>53.342</b>		23.251		7	3:06.717	1:18.776		1:10.116			
4	2:31.720	1:11.648		56.967		23.105									

**939 Frank Uckmann , Porsche 997 GT3 /****theoretical besttime: 2:22.354**

Lap	Time	S1	V1	S2	V2	S3	V3	Lap	Time	S1	V1	S2	V2	S3	V3
1	11:15.222			56.368		24.400		5	2:23.584	1:07.361		<b>52.425</b>		23.798	
2	2:27.816	1:10.477		53.597		23.742		6	2:23.565	<b>1:06.354</b>		53.480		23.731	
3	2:30.623	1:08.794		58.254		<b>23.575</b>		7	2:41.520	1:06.898		52.910			
4	<b>2:23.257</b>	1:06.488		52.610		24.159									

**942 Jörg Edelhoff , Porsche GT3 RS /****theoretical besttime: 2:12.472**

Lap	Time	S1	V1	S2	V2	S3	V3	Lap	Time	S1	V1	S2	V2	S3	V3
1	5:59.266			1:16.809				8	<b>2:12.644</b>	1:02.872		<b>48.513</b>		<b>21.259</b>	
2	6:35.396	5:03.842		1:04.064		27.490		9	2:31.937	1:09.486		58.743		23.708	
3	2:34.709	1:15.247		54.011		25.451		10	2:21.532	1:08.519		51.458		21.555	
4	2:18.213	1:06.468		49.888		21.857		11	2:13.392	<b>1:02.701</b>		49.338		21.354	
5	2:16.730	1:02.842		52.250		21.638		12	2:16.428	1:04.508		49.989		21.931	
6	2:18.432	1:04.050		52.551		21.831		13	2:40.956	1:04.538		56.417			
7	2:15.351	1:03.686		49.955		21.710									

**947 Yannick Bienik , /****theoretical besttime: 2:24.403**

Lap	Time	S1	V1	S2	V2	S3	V3	Lap	Time	S1	V1	S2	V2	S3	V3
1	6:02.358			1:09.057		29.518		5	5:01.212	1:12.207		3:25.296		23.709	
2	2:36.833	1:16.934		55.738		24.161		6	<b>2:24.403</b>	<b>1:08.191</b>		<b>52.746</b>		<b>23.460</b>	
3	2:29.355	1:11.636		54.078		23.641		7	6:25.414	4:35.225		1:07.970			
4	2:28.499	1:09.255		53.613		25.631									

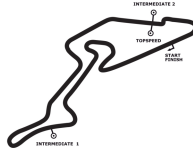
**949 Frank Ambos , Porsche 911 Turbo /****theoretical besttime: 2:28.830**

Lap	Time	S1	V1	S2	V2	S3	V3	Lap	Time	S1	V1	S2	V2	S3	V3
1	4:17.397			56.587		24.891		6	2:31.157	1:11.509		55.160		24.488	
2	2:31.617	1:13.217		<b>54.578</b>		<b>23.822</b>		7	2:31.581	1:11.511		55.753		24.317	
3	2:30.827	1:11.054		55.389		24.384		8	2:35.575	1:14.555		56.099		24.921	
4	2:30.316	1:10.621		55.287		24.408		9	2:32.037	1:12.623		55.131		24.283	
5	<b>2:30.254</b>	<b>1:10.431</b>		54.913		24.911		10	2:52.990	1:11.188		56.848			

**954 Hans-Jürgen Müller , /****theoretical besttime: 2:17.359**

Lap	Time	S1	V1	S2	V2	S3	V3	Lap	Time	S1	V1	S2	V2	S3	V3
1	5:03.398			1:05.652		25.146		5	2:31.304	1:10.226		57.184		23.894	
2	2:39.096	1:12.471		1:00.383		26.242		6	<b>2:20.146</b>	1:08.003		<b>50.423</b>		<b>21.720</b>	
3	2:31.919	1:11.309		55.904		24.706		7	2:45.502	<b>1:05.211</b>		1:01.607			
4	2:28.696	1:10.329		55.097		23.270									





Lap Analysis GT-GTS session 2,

**958 Stefan Huf , Porsche /**

**theoretical besttime: 2:15.267**

Lap	Time	S1	V1	S2	V2	S3	V3	Lap	Time	S1	V1	S2	V2	S3	V3
1	4:13.586			55.043		23.591		7	2:16.243	1:04.305		49.923		22.015	
2	2:24.553	1:09.593		52.267		22.693		8	<b>2:15.815</b>	<b>1:04.217</b>		49.382		22.216	
3	2:20.715	1:07.272		50.983		22.460		9	2:17.753	1:05.625		49.985		22.143	
4	2:18.406	1:06.438		50.119		21.849		10	2:17.867	1:05.118		50.340		22.409	
5	2:16.295	1:05.245		<b>49.333</b>		<b>21.717</b>		11	3:04.472	1:18.571		1:02.060			
6	2:20.000	1:07.969		50.131		21.900									

**962 Hendrik Haag , Mc Laren 720 S /**

**theoretical besttime: 2:27.047**

Lap	Time	S1	V1	S2	V2	S3	V3	Lap	Time	S1	V1	S2	V2	S3	V3
1	7:58.572			54.335		23.906		3	<b>2:28.031</b>	1:09.820		<b>54.121</b>		24.090	
2	2:28.840	1:10.314		54.702		<b>23.824</b>		4	2:31.919	<b>1:09.101</b>		56.357		26.460	

**965 Hans-Wilhelm Goetsch , Porsche 991 GT3 Touring /**

**theoretical besttime: 2:19.415**

Lap	Time	S1	V1	S2	V2	S3	V3	Lap	Time	S1	V1	S2	V2	S3	V3
1	5:06.860			59.713		25.564		5	2:22.158	1:09.787		<b>50.522</b>		<b>21.849</b>	
2	3:00.816	1:22.397		1:03.284				6	2:25.869	1:09.190		53.368		23.311	
3	7:05.141	5:09.723		1:14.872				7	<b>2:21.113</b>	<b>1:07.044</b>		51.572		22.497	
4	15:59.462	14:43		52.924		23.181		8	3:19.291	1:23.193		1:13.319			

**989 Kai Wiesener , BMW M3 /**

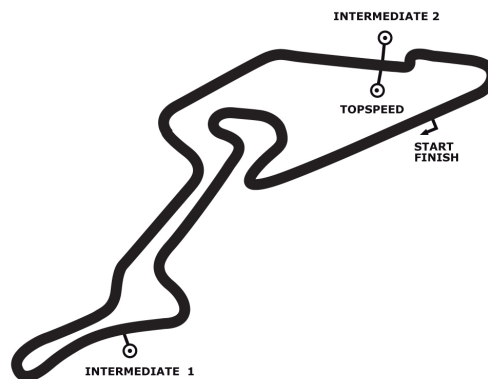
**theoretical besttime: 2:27.406**

Lap	Time	S1	V1	S2	V2	S3	V3	Lap	Time	S1	V1	S2	V2	S3	V3
1	5:05.540			1:04.357		25.495		5	2:31.133	1:11.614		55.424		24.095	
2	2:38.225	1:12.543		1:00.555		25.127		6	<b>2:27.969</b>	<b>1:08.691</b>		55.295		23.975	
3	2:32.083	1:11.667		55.896		24.520		7	3:07.273	1:09.331		1:08.482			
4	2:28.227	1:09.520		<b>55.136</b>		<b>23.571</b>									



# European Speed Club Nürburgring GP Oktober

## GT-GTS session 3



**Nürburgring GP 5148 m**

**04.10.2021**

# European Speed Club Nürburgring GP Oktok

04.10.2021

Nürburgring GP, Length 5148 m



## Result GT-GTS session 3

Pl.	Nr.	Cl.	Entrant Driver	Car	Lap	Laptime Gap	Int	Average Fastest
1	942		Edelhoff Jörg ()	Porsche GT3 RS	11	2:11.938		140.466
2	958		Huf Stefan ()	Porsche	14	2:13.378 01.440	01.440	138.949
3	258		Klein Stefan ()	Porsche Cayman GT4	14	2:16.785 04.847	03.407	135.489
4	949		Ambos Frank ()	Porsche 911 Turbo	12	2:20.685 08.747	03.900	131.733
5	947		Bienik Yannick ()		9	2:22.133 10.195	01.448	130.391
6	939		Uckmann Frank ()	Porsche 997 GT3	7	2:22.475 10.537	00.342	130.078
7	965		Goetsch Hans-Wilhelm ()	Porsche 991 GT3 Touring	13	2:22.543 10.605	00.068	130.016
8	989		Wiesener Kai ()	BMW M3	7	2:24.604 12.666	02.061	128.162
9	938		Trimborn Willi ()	Ford Focus RS	7	2:26.388 14.450	01.784	126.601
10	954		Müller Hans-Jürgen ()		5	2:28.592 16.654	02.204	124.723
<b>NICHT GEWERTET</b>								
	962		Haag Hendrik ()	Mc Laren 720 S	1	00.000		0.000
	934		Thriene Ernst ()		2	00.000		0.000

# European Speed Club Nürburgring GP Okto

04.10.2021

Nürburgring GP, Length 5148 m



European Speed Club

## Lap by Lap GT-GTS session 3

<b>258 Klein, Stefan / / Porsche Cayman GT4</b>															
1	2:45.643	2	2:23.050	3	2:20.041	4	2:20.013	5	2:21.301	6	2:20.572	7	2:21.038	pit	2:57.904
9	9:13.739	10	2:20.055	11	2:17.193	12	2:17.715	13	<b>2:16.785</b>	14	2:22.103				

<b>934 Thriene, Ernst / /</b>															
1	<b>9:42.048</b>	pit	2:33.865												

<b>938 Trimborn, Willi / / Ford Focus RS</b>															
1	3:52.829	2	2:31.161	3	2:27.938	pit	2:57.808	5	9:17.481	6	<b>2:26.388</b>	pit	3:18.224		

<b>939 Uckmann, Frank / / Porsche 997 GT3</b>															
1	3:10.050	2	2:23.696	3	<b>2:22.475</b>	4	2:22.525	5	2:23.599	6	2:22.602	pit	2:36.960		

<b>942 Edelhoff, Jörg / / Porsche GT3 RS</b>															
1	10:12.292	2	2:16.784	3	2:13.098	4	2:17.263	5	2:15.270	6	2:15.710	7	2:12.896	8	<b>2:11.938</b>
pit	2:30.679	10	3:05.299	pit	2:32.515										

<b>947 Bienik, Yannick / /</b>															
1	3:49.723	2	2:29.114	3	2:23.229	4	2:25.424	5	4:45.526	6	4:48.115	7	<b>2:22.133</b>	8	2:23.179
pit	2:58.210														

<b>949 Ambos, Frank / / Porsche 911 Turbo</b>															
1	3:25.484	2	2:38.439	3	2:30.209	4	2:34.606	pit	3:11.851	6	7:07.129	7	2:22.380	8	<b>2:20.685</b>
pit	3:02.681	10	6:57.554	11	2:40.884	pit	3:20.466								

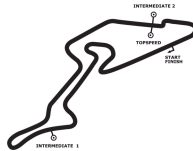
<b>954 Müller, Hans-Jürgen / /</b>															
1	6:23.344	2	2:30.746	3	<b>2:28.592</b>	4	2:32.890	pit	3:18.160						

<b>958 Huf, Stefan / / Porsche</b>															
1	3:21.877	2	2:21.936	3	2:14.969	4	2:15.366	5	2:14.338	6	<b>2:13.378</b>	7	2:17.293	pit	2:48.874
9	8:10.581	10	2:16.520	11	2:17.281	12	2:16.551	13	2:16.041	pit	3:15.659				

<b>962 Haag, Hendrik / / Mc Laren 720 S</b>															
pit	6:24.035														

<b>965 Goetsch, Hans-Wilhelm / / Porsche 991 GT3 Touring</b>															
1	3:21.503	2	2:32.189	3	2:28.604	4	2:28.659	5	2:29.494	6	2:28.773	7	2:26.687	8	2:26.854
9	<b>2:22.543</b>	10	2:23.766	11	2:26.920	12	2:22.822	pit	3:43.310						

<b>989 Wiesener, Kai / / BMW M3</b>															
1	6:18.078	2	2:25.380	3	<b>2:24.604</b>	4	2:31.619	5	2:46.620	6	4:36.480	7	2:50.184		



## Lap Analysis GT-GTS session 3,

**258 Stefan Klein , Porsche Cayman GT4 /****theoretical besttime: 2:16.476**

Lap	Time	S1	V1	S2	V2	S3	V3	Lap	Time	S1	V1	S2	V2	S3	V3
1	2:45.643					24.271		8	2:57.904	1:15.297		1:02.422			
2	2:23.050	1:08.412		51.890		22.748		9	9:13.739	7:59.274		51.170		23.295	
3	2:20.041	1:06.415		51.052		22.574		10	2:20.055	1:04.847		50.549		24.659	
4	2:20.013	1:06.527		51.195		22.291		11	2:17.193	1:04.398		50.778		22.017	
5	2:21.301	1:06.784		52.154		22.363		12	2:17.715	<b>1:04.371</b>		51.418		21.925	
6	2:20.572	1:06.124		51.952		22.496		13	<b>2:16.785</b>	1:04.681		<b>50.298</b>		<b>21.806</b>	
7	2:21.038	1:06.934		51.898		22.206		14	2:22.103	1:06.630		53.476		21.997	

**934 Ernst Thriene , /****theoretical besttime: 2:26.637**

Lap	Time	S1	V1	S2	V2	S3	V3	Lap	Time	S1	V1	S2	V2	S3	V3
1	<b>9:42.048</b>			54.158		<b>23.422</b>		2	2:33.865	<b>1:09.741</b>		<b>53.469</b>			

**938 Willi Trimborn , Ford Focus RS /****theoretical besttime: 2:25.790**

Lap	Time	S1	V1	S2	V2	S3	V3	Lap	Time	S1	V1	S2	V2	S3	V3
1	3:52.829					33.199		5	9:17.481	7:59.814		54.246		<b>23.421</b>	
2	2:31.161	1:11.597		55.321		24.243		6	<b>2:26.388</b>	<b>1:08.651</b>		<b>53.718</b>		24.019	
3	2:27.938	1:10.151		54.236		23.551		7	3:18.224	1:25.142		1:12.350			
4	2:57.808	1:08.674		56.136											

**939 Frank Uckmann , Porsche 997 GT3 /****theoretical besttime: 2:20.825**

Lap	Time	S1	V1	S2	V2	S3	V3	Lap	Time	S1	V1	S2	V2	S3	V3
1	3:10.050					23.822		5	2:23.599	1:06.868		52.989		23.742	
2	2:23.696	1:08.092		<b>52.230</b>		23.374		6	2:22.602	1:06.586		52.455		23.561	
3	<b>2:22.475</b>	1:06.892		52.831		<b>22.752</b>		7	2:36.960	<b>1:05.843</b>		52.253			
4	2:22.525	1:06.862		52.318		23.345									

**942 Jörg Edelhoff , Porsche GT3 RS /****theoretical besttime: 2:11.836**

Lap	Time	S1	V1	S2	V2	S3	V3	Lap	Time	S1	V1	S2	V2	S3	V3
1	10:12.292			57.716		29.105		7	2:12.896	1:02.798		48.861		21.237	
2	2:16.784	1:05.922		49.241		21.621		8	<b>2:11.938</b>	<b>1:02.113</b>		<b>48.650</b>		21.175	
3	2:13.098	1:02.467		49.558		<b>21.073</b>		9	2:30.679	1:02.576		55.860			
4	2:17.263	1:04.505		51.015		21.743		10	3:05.299	1:48.434		53.208		23.657	
5	2:15.270	1:03.795		49.983		21.492		11	2:32.515	1:02.231		54.437			
6	2:15.710	1:02.464		51.600		21.646									

**947 Yannick Bienik , /****theoretical besttime: 2:20.950**

Lap	Time	S1	V1	S2	V2	S3	V3	Lap	Time	S1	V1	S2	V2	S3	V3
1	3:49.723			59.635		27.945		6	4:48.115	3:31.340		53.712		23.063	
2	2:29.114	1:11.374		55.020		22.720		7	<b>2:22.133</b>	1:06.742		<b>52.677</b>		<b>22.714</b>	
3	2:23.229	<b>1:05.551</b>		54.211		23.459		8	2:23.179	1:06.398		52.861		23.920	
4	2:25.424	1:06.148		52.788		26.488		9	2:58.210	1:20.953		1:01.095			
5	4:45.526	3:29.534		53.030		22.962									

**949 Frank Ambos , Porsche 911 Turbo /****theoretical besttime: 2:20.664**

Lap	Time	S1	V1	S2	V2	S3	V3	Lap	Time	S1	V1	S2	V2	S3	V3
1	3:25.484					27.441		7	2:22.380	1:07.820		52.163		<b>22.397</b>	
2	2:38.439	1:14.801		58.278		25.360		8	<b>2:20.685</b>	<b>1:06.294</b>		<b>51.973</b>		22.418	
3	2:30.209	1:09.985		55.408		24.816		9	3:02.681	1:22.743		1:05.291			
4	2:34.606	1:10.462		55.979		28.165		10	6:57.554	5:29.367		1:02.009		26.178	
5	3:11.851	1:19.428		1:10.990				11	2:40.884	1:16.465		58.857		25.562	
6	7:07.129	5:35.893		1:05.514		25.722		12	3:20.466	1:16.669		1:17.516			

**954 Hans-Jürgen Müller , /****theoretical besttime: 2:26.813**

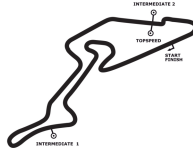
Lap	Time	S1	V1	S2	V2	S3	V3	Lap	Time	S1	V1	S2	V2	S3	V3
1	6:23.344			57.967		24.609		4	2:32.890	1:09.660		57.750		25.480	
2	2:30.746	1:12.401		54.544		<b>23.801</b>		5	3:18.160	1:11.523		1:00.132			
3	<b>2:28.592</b>	<b>1:08.641</b>		<b>54.366</b>		25.580									

# European Speed Club Nürburgring GP Oktober

Nürburgring GP, length 5148 m

04.10.2021

European Speed Club



## Lap Analysis GT-GTS session 3,

**958 Stefan Huf , Porsche /**

**theoretical besttime: 2:13.378**

Lap	Time	S1	V1	S2	V2	S3	V3	Lap	Time	S1	V1	S2	V2	S3	V3
1	3:21.877					27.258		8	2:48.874	1:04.378		1:04.776			
2	2:21.936	1:08.563		51.500		21.873		9	8:10.581	6:56.603		51.892		22.086	
3	2:14.969	1:03.549		49.643		21.777		10	2:16.520	1:04.026		49.828		22.666	
4	2:15.366	1:03.900		49.616		21.850		11	2:17.281	1:03.725		50.240		23.316	
5	2:14.338	1:03.239		49.449		21.650		12	2:16.551	1:04.470		50.341		21.740	
6	<b>2:13.378</b>	<b>1:02.73€</b>		<b>49.443</b>		<b>21.200</b>		13	2:16.041	1:03.910		50.200		21.931	
7	2:17.293	1:04.155		51.375		21.763		14	3:15.659	1:15.939		1:12.420			

**962 Hendrik Haag , Mc Laren 720 S /**

**theoretical besttime:**

Lap	Time	S1	V1	S2	V2	S3	V3	Lap	Time	S1	V1	S2	V2	S3	V3
1	6:24.035			<b>1:13.15€</b>											

**965 Hans-Wilhelm Goetsch , Porsche 991 GT3 Touring /**

**theoretical besttime: 2:22.400**

Lap	Time	S1	V1	S2	V2	S3	V3	Lap	Time	S1	V1	S2	V2	S3	V3
1	3:21.503					27.695		8	2:26.854	1:07.655		55.891		23.308	
2	2:32.189	1:11.178		56.266		24.745		9	<b>2:22.543</b>	<b>1:05.934</b>		53.496		<b>23.113</b>	
3	2:28.604	1:08.635		55.843		24.126		10	2:23.766	1:06.655		53.837		23.274	
4	2:28.659	1:09.378		54.845		24.436		11	2:26.920	1:09.288		54.284		23.348	
5	2:29.494	1:09.359		55.131		25.004		12	2:22.822	1:06.346		<b>53.353</b>		23.123	
6	2:28.773	1:09.810		55.069		23.894		13	3:43.310	1:20.293		1:16.440			
7	2:26.687	1:08.304		54.539		23.844									

**989 Kai Wiesener , BMW M3 /**

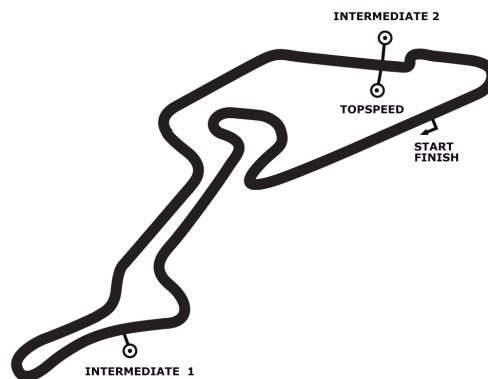
**theoretical besttime: 2:23.188**

Lap	Time	S1	V1	S2	V2	S3	V3	Lap	Time	S1	V1	S2	V2	S3	V3
1	6:18.078			57.636		<b>22.871</b>		5	2:46.620	1:13.599		1:00.089			
2	2:25.380	<b>1:05.43€</b>		55.502		24.442		6	4:36.480	3:14.449		56.833		25.198	
3	<b>2:24.604</b>	1:05.448		<b>54.881</b>		24.275		7	2:50.184	1:09.778		57.267			
4	2:31.619	1:09.113		56.200		26.306									



# European Speed Club Nürburgring GP Oktober

## GT-GTS session 4



**Nürburgring GP 5148 m**

**04.10.2021**

# European Speed Club Nürburgring GP Oktok

04.10.2021

Nürburgring GP, Length 5148 m



## Result GT-GTS session 4

Pl.	Nr.	Cl.	Entrant Driver	Car	Lap	Laptime Gap	Int	Average Fastest
1	958		Huf Stefan ()	Porsche	10	2:10.619		141.884
2	942		Edelhoff Jörg ()	Porsche GT3 RS	5	2:10.989 00.370	00.370	141.484
3	939		Uckmann Frank ()	Porsche 997 GT3	6	2:13.964 03.345	02.975	138.342
4	258		Klein Stefan ()	Porsche Cayman GT4	14	2:16.728 06.109	02.764	135.545
5	965		Goetsch Hans-Wilhelm ()	Porsche 991 GT3 Touring	13	2:21.130 10.511	04.402	131.317
6	934		Thriene Ernst ()		10	2:24.357 13.738	03.227	128.382
7	938		Trimborn Willi ()	Ford Focus RS	4	2:25.281 14.662	00.924	127.565
8	947		Bienik Yannick ()		5	2:28.128 17.509	02.847	125.113
9	954		Müller Hans-Jürgen ()		6	2:28.403 17.784	00.275	124.882
10	989		Wiesener Kai ()	BMW M3	8	2:29.477 18.858	01.074	123.984
11	949		Ambos Frank ()	Porsche 911 Turbo	8	2:30.242 19.623	00.765	123.353



# European Speed Club Nürburgring GP Okto

04.10.2021

Nürburgring GP, Length 5148 m



European Speed Club

## Lap by Lap GT-GTS session 4

<b>258 Klein, Stefan / / Porsche Cayman GT4</b>															
1	4:07.250	2	2:23.804	3	2:18.774	4	<b>2:16.728</b>	5	2:18.006	6	2:19.744	7	2:17.977	8	2:22.037
9	2:19.995	pit	2:45.139	11	4:42.862	12	2:26.726	13	2:26.920	pit	3:04.642				

<b>934 Thriene, Ernst / /</b>															
1	6:41.135	2	2:31.104	3	2:27.529	4	2:25.990	5	2:25.589	6	4:50.006	7	<b>2:24.357</b>	8	7:14.869
9	2:25.246	pit	2:37.894												

<b>938 Trimborn, Willi / / Ford Focus RS</b>															
1	6:10.727	2	<b>2:25.281</b>	3	2:27.109	pit	2:37.936								

<b>939 Uckmann, Frank / / Porsche 997 GT3</b>															
1	4:18.731	2	2:22.491	3	2:19.833	4	2:15.844	5	<b>2:13.964</b>	pit	3:25.796				

<b>942 Edelhoff, Jörg / / Porsche GT3 RS</b>															
1	3:53.437	2	2:13.008	3	2:11.523	4	<b>2:10.989</b>	pit	2:43.375						

<b>947 Bienik, Yannick / /</b>															
1	22:54.765	2	2:30.266	3	<b>2:28.128</b>	4	2:39.419	pit	3:26.966						

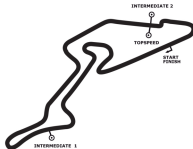
<b>949 Ambos, Frank / / Porsche 911 Turbo</b>															
1	5:01.260	pit	3:06.896	3	6:05.200	4	<b>2:30.242</b>	5	2:33.361	6	2:33.653	pit	3:22.626	pit	6:50.750

<b>954 Müller, Hans-Jürgen / /</b>															
1	3:57.400	2	<b>2:28.403</b>	pit	3:00.238	4	23:16.385	5	2:29.953	pit	4:13.328				

<b>958 Huf, Stefan / / Porsche</b>															
1	4:17.362	2	2:20.399	3	2:19.598	4	2:15.816	pit	2:38.366	6	12:36.311	7	2:12.178	8	2:13.419
9	<b>2:10.619</b>	pit	3:29.953												

<b>965 Goetsch, Hans-Wilhelm / / Porsche 991 GT3 Touring</b>															
1	4:23.786	2	2:25.420	3	2:24.378	4	2:30.169	5	2:24.325	6	2:24.604	7	2:25.526	8	2:23.623
9	<b>2:21.130</b>	10	2:22.716	11	2:22.526	12	2:23.695	pit	3:55.560						

<b>989 Wiesener, Kai / / BMW M3</b>															
1	4:15.426	2	2:34.520	3	2:30.578	4	2:30.341	5	2:57.620	6	17:55.359	7	<b>2:29.477</b>	8	4:08.831



## Lap Analysis GT-GTS session 4,

258 Stefan Klein , Porsche Cayman GT4 /									theoretical besttime: 2:16.451							
Lap	Time	S1	V1	S2	V2	S3	V3		Lap	Time	S1	V1	S2	V2	S3	V3
1	4:07.250			53.992		23.820			8	2:22.037	1:05.197		53.670		23.170	
2	2:23.804	1:06.269		53.933		23.602			9	2:19.995	1:05.187		52.465		22.343	
3	2:18.774	1:05.698		51.029		22.047			10	2:45.139	1:11.194		59.113			
4	<b>2:16.728</b>	1:04.500		50.419		<b>21.809</b>			11	4:42.862	3:20.729		52.561		29.572	
5	2:18.006	1:05.799		<b>50.286</b>		21.921			12	2:26.726	1:09.337		53.115		24.274	
6	2:19.744	1:04.888		51.117		23.739			13	2:26.920	1:06.769		54.123		26.028	
7	2:17.977	<b>1:04.356</b>		51.565		22.056			14	3:04.642	1:19.073		1:05.653			

934 Ernst Thriene , /									theoretical besttime: 2:23.947							
Lap	Time	S1	V1	S2	V2	S3	V3		Lap	Time	S1	V1	S2	V2	S3	V3
1	6:41.135			55.235		23.649			6	4:50.006	3:33.409		53.242		23.355	
2	2:31.104	1:10.572		54.439		26.093			7	<b>2:24.357</b>	1:08.125		53.201		<b>23.031</b>	
3	2:27.529	1:09.085		54.480		23.964			8	7:14.869	5:57.825		53.434		23.610	
4	2:25.990	1:08.041		54.373		23.576			9	2:25.246	1:08.426		53.405		23.415	
5	2:25.589	<b>1:07.801</b>		54.493		23.295			10	2:37.894	1:08.384		<b>53.115</b>			

938 Willi Trimborn , Ford Focus RS /									theoretical besttime: 2:25.097							
Lap	Time	S1	V1	S2	V2	S3	V3		Lap	Time	S1	V1	S2	V2	S3	V3
1	6:10.727			55.101		23.945			3	2:27.109	1:10.188		<b>53.462</b>		23.459	
2	<b>2:25.281</b>	<b>1:08.437</b>		53.646		<b>23.198</b>			4	2:37.936	1:10.578		54.241			

939 Frank Uckmann , Porsche 997 GT3 /									theoretical besttime: 2:13.926							
Lap	Time	S1	V1	S2	V2	S3	V3		Lap	Time	S1	V1	S2	V2	S3	V3
1	4:18.731			55.587		23.389			4	2:15.844	1:03.829		50.248		<b>21.767</b>	
2	2:22.491	1:06.743		52.564		23.184			5	<b>2:13.964</b>	<b>1:02.646</b>		<b>49.511</b>		21.805	
3	2:19.833	1:06.406		51.621		21.806			6	3:25.796	1:33.417		1:14.982			

942 Jörg Edelhoff , Porsche GT3 RS /									theoretical besttime: 2:10.895							
Lap	Time	S1	V1	S2	V2	S3	V3		Lap	Time	S1	V1	S2	V2	S3	V3
1	3:53.437			56.306		22.457			4	<b>2:10.989</b>	<b>1:01.776</b>		<b>48.267</b>		20.946	
2	2:13.008	1:02.571		48.489		21.948			5	2:43.375	1:06.932		54.277			
3	2:11.523	1:02.243		48.428		<b>20.852</b>										

947 Yannick Bienik , /									theoretical besttime: 2:26.104							
Lap	Time	S1	V1	S2	V2	S3	V3		Lap	Time	S1	V1	S2	V2	S3	V3
1	22:54.765			1:05.659		26.764			4	2:39.419	<b>1:08.021</b>		54.944		36.454	
2	2:30.266	1:12.183		<b>54.619</b>		<b>23.464</b>			5	3:26.966	1:29.058		1:11.536			
3	<b>2:28.128</b>	1:09.720		54.729		23.679										

949 Frank Ambos , Porsche 911 Turbo /									theoretical besttime: 2:28.932							
Lap	Time	S1	V1	S2	V2	S3	V3		Lap	Time	S1	V1	S2	V2	S3	V3
1	5:01.260			1:07.838		29.954			5	2:33.361	1:12.445		56.340		24.576	
2	3:06.896	1:23.274		1:03.713					6	2:33.653	1:12.837		56.513		24.303	
3	6:05.200	4:46.242		<b>54.887</b>		<b>24.071</b>			7	3:22.626	1:21.965		1:18.546			
4	<b>2:30.242</b>	<b>1:09.974</b>		55.767		24.501			8	6:50.750	4:56.486		1:08.345			

954 Hans-Jürgen Müller , /									theoretical besttime: 2:28.330							
Lap	Time	S1	V1	S2	V2	S3	V3		Lap	Time	S1	V1	S2	V2	S3	V3
1	3:57.400			55.404		24.425			4	23:16.385	21:54		57.226		24.929	
2	<b>2:28.403</b>	<b>1:09.327</b>		<b>54.988</b>		24.088			5	2:29.953	1:10.761		55.177		<b>24.015</b>	
3	3:00.238	1:11.721		1:06.166					6	4:13.328	1:27.342		1:42.870			

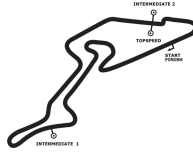
958 Stefan Huf , Porsche /									theoretical besttime: 2:10.619							
Lap	Time	S1	V1	S2	V2	S3	V3		Lap	Time	S1	V1	S2	V2	S3	V3
1	4:17.362			55.169		23.606			6	12:36.311	11:23		51.122		22.065	
2	2:20.399	1:06.378		51.653		22.368			7	2:12.178	1:02.763		48.471		20.944	
3	2:19.598	1:07.038		50.550		22.010			8	2:13.419	1:02.838		48.574		22.007	
4	2:15.816	1:04.141		49.982		21.693			9	<b>2:10.619</b>	<b>1:02.353</b>		<b>47.706</b>		<b>20.560</b>	
5	2:38.366	1:03.319		55.796					10	3:29.953	1:28.116		1:19.753			

# European Speed Club Nürburgring GP Oktober

Nürburgring GP, length 5148 m

04.10.2021

European Speed Club



## Lap Analysis GT-GTS session 4,

**965 Hans-Wilhelm Goetsch , Porsche 991 GT3 Touring / theoretical besttime: 2:20.942**

Lap	Time	S1	V1	S2	V2	S3	V3	Lap	Time	S1	V1	S2	V2	S3	V3
1	4:23.786			57.057		24.261		8	2:23.623	1:07.670		53.071		22.882	
2	2:25.420	1:08.394		53.079		23.947		9	<b>2:21.130</b>	<b>1:05.554</b>		52.726		22.850	
3	2:24.378	1:07.047		53.063		24.268		10	2:22.716	1:06.613		52.769		23.334	
4	2:30.169	1:09.775		55.869		24.525		11	2:22.526	1:07.138		<b>52.562</b>		<b>22.826</b>	
5	2:24.325	1:06.947		54.008		23.370		12	2:23.695	1:06.071		54.280		23.344	
6	2:24.604	1:06.316		54.285		24.003		13	3:55.560	1:25.107		1:30.712			
7	2:25.526	1:07.540		54.611		23.375									

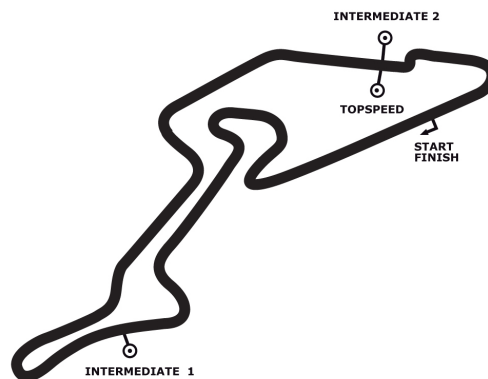
**989 Kai Wiesener , BMW M3 / theoretical besttime: 2:27.724**

Lap	Time	S1	V1	S2	V2	S3	V3	Lap	Time	S1	V1	S2	V2	S3	V3
1	4:15.426			58.143		24.235		5	2:57.620	<b>1:09.174</b>		1:05.945			
2	2:34.520	1:14.574		<b>54.706</b>		25.240		6	17:55.359	16.34		55.634		25.576	
3	2:30.578	1:09.638		56.823		24.117		7	<b>2:29.477</b>	1:10.265		55.373		<b>23.839</b>	
4	2:30.341	1:09.519		56.173		24.649		8	4:08.831	1:24.846		1:42.580			



# European Speed Club Nürburgring GP Oktober

## GT-GTS session 5



**Nürburgring GP 5148 m**

**04.10.2021**

# European Speed Club Nürburgring GP Oktok

04.10.2021

Nürburgring GP, Length 5148 m



## Result GT-GTS session 5

Pl.	Nr.	Cl. Entrant Driver	Car	Lap	Laptime Gap	Int	Average Fastest
1	958	Huf Stefan ()	Porsche	14	2:12.065		140.331
2	258	Klein Stefan ()	Porsche Cayman GT4	16	2:17.057 04.992	04.992	135.220
3	965	Goetsch Hans-Wilhelm ()	Porsche 991 GT3 Touring	16	2:20.342 08.277	03.285	132.055
4	939	Uckmann Frank ()	Porsche 997 GT3	4	2:21.708 09.643	01.366	130.782
5	934	Thriene Ernst ()		7	2:24.969 12.904	03.261	127.840
6	947	Bienik Yannick ()		5	2:29.512 17.447	04.543	123.955

# European Speed Club Nürburgring GP Okto

04.10.2021

Nürburgring GP, Length 5148 m



European Speed Club

## Lap by Lap GT-GTS session 5

<b>258 Klein, Stefan / / Porsche Cayman GT4</b>															
1	3:51.127	2	2:26.504	3	2:20.249	4	2:19.235	5	2:20.583	6	2:23.691	7	2:18.993	pit	2:56.852
9	3:50.539	10	2:18.764	11	2:17.341	12	2:18.049	13	2:24.929	14	<b>2:17.057</b>	15	2:20.563	16	2:22.330

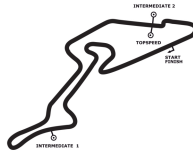
<b>934 Thriene, Ernst / /</b>															
1	4:34.527	2	7:17.261	3	<b>2:24.969</b>	4	2:29.560	5	2:28.451	6	19:33.389	7	2:56.428		

<b>939 Uckmann, Frank / / Porsche 997 GT3</b>															
1	9:51.545	2	2:22.270	3	<b>2:21.708</b>	pit	3:11.227								

<b>947 Bienik, Yannick / /</b>															
1	7:04.015	2	5:12.097	3	5:03.396	4	<b>2:29.512</b>	pit	3:32.485						

<b>958 Huf, Stefan / / Porsche</b>															
1	4:19.981	2	2:17.739	3	2:19.228	4	2:13.756	5	2:13.082	6	2:16.170	7	2:14.294	8	2:12.202
9	2:12.903	pit	2:58.615	11	4:01.923	12	<b>2:12.065</b>	13	2:13.031	pit	2:41.639				

<b>965 Goetsch, Hans-Wilhelm / / Porsche 991 GT3 Touring</b>															
1	3:59.570	2	2:31.329	3	2:25.862	4	2:25.678	5	2:23.419	6	2:21.458	7	2:21.402	8	2:21.811
9	2:20.893	10	<b>2:20.342</b>	11	2:21.847	12	3:21.142	13	2:21.188	14	2:20.515	15	2:20.523	16	3:41.028



## Lap Analysis GT-GTS session 5,

**258 Stefan Klein , Porsche Cayman GT4 /****theoretical besttime: 2:16.522**

Lap	Time	S1	V1	S2	V2	S3	V3	Lap	Time	S1	V1	S2	V2	S3	V3
1	3:51.127			55.973		25.446		9	3:50.539	2:36.291		51.942		22.306	
2	2:26.504	1:10.907		53.045		22.552		10	2:18.764	1:05.866		50.912		21.986	
3	2:20.249	1:06.254		51.669		22.326		11	2:17.341	1:05.059		<b>50.262</b>		22.020	
4	2:19.235	1:05.536		51.320		22.379		12	2:18.049	1:05.244		50.945		<b>21.860</b>	
5	2:20.583	1:06.240		51.862		22.481		13	2:24.929	1:04.944		54.744		25.241	
6	2:23.691	1:06.209		54.771		22.711		14	<b>2:17.057</b>	<b>1:04.401</b>		50.535		22.122	
7	2:18.993	1:04.755		51.381		22.857		15	2:20.563	1:07.286		51.105		22.172	
8	2:56.852	1:17.354		1:02.132				16	2:22.330	1:04.844		54.402		23.084	

**934 Ernst Thriene , /****theoretical besttime: 2:24.559**

Lap	Time	S1	V1	S2	V2	S3	V3	Lap	Time	S1	V1	S2	V2	S3	V3
1	4:34.527			54.431		23.679		5	2:28.451	1:08.839		55.513		24.099	
2	7:17.261	6:01.060		<b>53.012</b>		<b>23.189</b>		6	19:33.389	18:16		53.391		23.463	
3	<b>2:24.969</b>	<b>1:08.351</b>		53.123		23.488		7	2:56.428					30.811	
4	2:29.560	1:10.416		54.972		24.172									

**939 Frank Uckmann , Porsche 997 GT3 /****theoretical besttime: 2:21.708**

Lap	Time	S1	V1	S2	V2	S3	V3	Lap	Time	S1	V1	S2	V2	S3	V3
1	9:51.545			55.031		23.806		3	<b>2:21.708</b>	<b>1:06.171</b>		<b>52.301</b>		<b>23.236</b>	
2	2:22.270	1:06.440		52.324		23.506		4	3:11.227	1:19.355		1:08.004			

**947 Yannick Bienik , /****theoretical besttime: 2:46.703**

Lap	Time	S1	V1	S2	V2	S3	V3	Lap	Time	S1	V1	S2	V2	S3	V3
1	7:04.015			1:05.862		29.516		4	<b>2:29.512</b>					<b>23.580</b>	
2	5:12.097					23.822		5	3:32.485	<b>1:27.361</b>		1:18.488			
3	5:03.396	3:43.348		<b>55.755</b>		24.293									

**958 Stefan Huf , Porsche /****theoretical besttime: 2:11.517**

Lap	Time	S1	V1	S2	V2	S3	V3	Lap	Time	S1	V1	S2	V2	S3	V3
1	4:19.981			58.443		23.743		8	2:12.202	1:02.331		48.747		21.124	
2	2:17.739	1:05.573		50.568		21.598		9	2:12.903	<b>1:02.081</b>		48.684		22.137	
3	2:19.228	1:06.150		51.195		21.883		10	2:58.615	1:17.193		1:04.533			
4	2:13.756	1:02.950		49.419		21.387		11	4:01.923	2:38.942		59.665		23.316	
5	2:13.082	1:02.600		49.262		21.220		12	<b>2:12.065</b>	1:02.490		<b>48.408</b>		21.167	
6	2:16.170	1:03.910		50.943		21.317		13	2:13.031	1:02.214		49.500		21.317	
7	2:14.294	1:03.765		49.502		<b>21.027</b>		14	2:41.639	1:02.415		56.533			

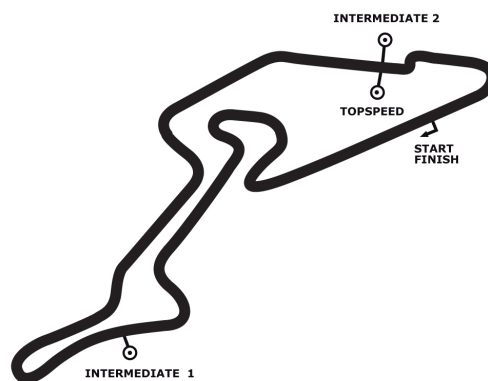
**965 Hans-Wilhelm Goetsch , Porsche 991 GT3 Touring /****theoretical besttime: 2:19.062**

Lap	Time	S1	V1	S2	V2	S3	V3	Lap	Time	S1	V1	S2	V2	S3	V3
1	3:59.570			56.835		25.258		9	2:20.893	1:05.725		52.338		22.830	
2	2:31.329	1:11.305		55.933		24.091		10	<b>2:20.342</b>	<b>1:05.401</b>		52.150		22.792	
3	2:25.862	1:08.828		54.022		23.012		11	2:21.847	1:06.878		51.945		23.024	
4	2:25.678	1:07.540		53.525		24.613		12	3:21.142	1:29.169		1:19.563		32.410	
5	2:23.419	1:06.699		53.473		23.247		13	2:21.188	1:06.526		52.277		<b>22.385</b>	
6	2:21.458	1:06.209		52.383		22.866		14	2:20.515	1:05.710		52.167		22.638	
7	2:21.402	1:05.714		52.699		22.989		15	2:20.523	1:06.478		<b>51.277</b>		22.768	
8	2:21.811	1:06.463		52.631		22.717		16	3:41.028	1:32.520		1:20.008			



# European Speed Club Nürburgring GP Oktober

## GTR session 1



**Nürburgring GP 5148 m**

**04.10.2021**



# European Speed Club Nürburgring GP Oktok

04.10.2021

Nürburgring GP, Length 5148 m



## Result GTR session 1

Pl.	Nr.	Cl.	Entrant Driver	Car	Lap	Laptime Gap	Int	Average Fastest
1	55		Parrow Steve ()	LMP 3	16	1:55.721		160.151
2	951		Münch ? ()	LMP2	7	1:57.249 01.528	01.528	158.064
3	952		Münch ? ()	LMP3	14	2:01.533 05.812	04.284	152.492
4	33		Breitmeier Eckhard ()	Ferrari 488 GT3	6	2:02.892 07.171	01.359	150.806
5	946		Clemm Dominik ()	BMW M4 GT4	10	2:04.869 09.148	01.977	148.418
6	953		Münch ? ()	Ferrari 458	3	2:08.752 13.031	03.883	143.942
7	955		Linder Johannes ()	Porsche 991 GT3 Cup	7	2:08.783 13.062	00.031	143.907
8	88		Schumacher Josef ()	Ferrari 458 GT3	3	2:14.973 19.252	06.190	137.307
9	933		()		10	2:22.119 26.398	07.146	130.403
10	945		Clemm Nicolas ()	BMW i8	10	2:27.368 31.647	05.249	125.759
11	940		Gauthier Clemens ()	Radical SR3	7	2:40.846 45.125	13.478	115.221

# European Speed Club Nürburgring GP Okto

04.10.2021

Nürburgring GP, Length 5148 m



European Speed Club

## Lap by Lap GTR session 1

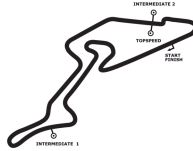
<b>33 Breitmeier, Eckhard / / Ferrari 488 GT3</b>															
1	11:25.573	pit	2:38.519	3	5:31.608	pit	2:41.688	5	18:30.854	6	<b>2:02.892</b>				
<b>55 Parrow, Steve / / LMP 3</b>															
1	6:55.325	2	2:15.435	pit	2:13.126	4	4:08.221	5	2:01.111	6	2:00.522	7	1:56.840	8	1:56.799
9	<b>1:55.721</b>	pit	2:01.259	11	5:54.570	12	2:05.197	13	2:05.275	14	2:02.902	15	2:02.122	16	2:02.220
<b>88 Schumacher, Josef / / Ferrari 458 GT3</b>															
1	37:36.793	2	2:23.495	3	<b>2:14.973</b>										
<b>933 , / /</b>															
pit	8:13.791	pit	9:11.001	3	7:01.570	4	2:36.813	5	2:31.194	6	2:26.817	7	2:27.814	8	2:24.785
9	2:23.412	10	<b>2:22.119</b>												
<b>940 Gauthier, Clemens / / Radical SR3</b>															
1	9:37.836	2	<b>2:40.846</b>	pit	2:51.689	4	7:24.604	5	4:56.224	pit	2:32.029	7	7:04.561		
<b>945 Clemm, Nicolas / / BMW i8</b>															
pit	9:26.098	2	8:31.131	pit	2:40.358	4	3:40.852	pit	2:32.966	6	6:51.680	7	2:30.214	8	2:27.683
9	<b>2:27.368</b>	10	2:28.706												
<b>946 Clemm, Dominik / / BMW M4 GT4</b>															
1	5:42.005	2	<b>2:04.869</b>	3	2:26.902	4	2:23.159	5	2:22.055	6	5:05.432	pit	3:10.688	8	13:53.524
9	2:46.899	pit	2:54.388												
<b>951 Münch, ? / / LMP2</b>															
pit	26:36.918	2	3:34.971	3	1:58.128	4	1:57.593	5	1:57.964	6	<b>1:57.249</b>	pit	2:07.763		
<b>952 Münch, ? / / LMP3</b>															
pit	6:51.793	2	3:15.462	3	2:15.091	4	2:11.434	pit	2:15.863	6	4:30.880	7	2:05.586	8	2:05.198
pit	2:13.214	pit	4:09.591	11	3:40.760	12	2:12.161	13	2:07.125	14	<b>2:01.533</b>				
<b>953 Münch, ? / / Ferrari 458</b>															
1	5:46.091	2	7:15.427	3	<b>2:08.752</b>										
<b>955 Linder, Johannes / / Porsche 991 GT3 Cup</b>															
1	29:56.469	2	2:19.768	3	2:14.591	4	2:12.720	5	2:10.738	6	2:09.378	7	<b>2:08.783</b>		

# European Speed Club Nürburgring GP Oktober

Nürburgring GP, length 5148 m

04.10.2021

European Speed Club



## Lap Analysis GTR session 1,

**33 Eckhard Breitmeier , Ferrari 488 GT3 /**

**theoretical besttime: 2:02.892**

Lap	Time	S1	V1	S2	V2	S3	V3	Lap	Time	S1	V1	S2	V2	S3	V3
1	11:25.573			56.359		23.794		4	2:41.688	1:09.843		57.354			
2	2:38.519	1:11.557		53.788				5	18:30.854	17:22		47.983		20.488	
3	5:31.608	4:13.241		54.910		23.457		6	<b>2:02.892</b>	<b>59.387</b>		<b>44.483</b>		<b>19.022</b>	

**55 Steve Parrow , LMP 3 /**

**theoretical besttime: 1:55.320**

Lap	Time	S1	V1	S2	V2	S3	V3	Lap	Time	S1	V1	S2	V2	S3	V3
1	6:55.325			54.908		22.866		9	<b>1:55.721</b>	56.208		<b>41.453</b>		<b>18.060</b>	
2	2:15.435	1:05.937		47.390		22.108		10	2:01.259	<b>55.807</b>		41.799			
3	2:13.126	1:01.888		45.406				11	5:54.570	4:47.468		45.809		21.293	
4	4:08.221	3:04.574		44.407		19.240		12	2:05.197	1:01.008		44.139		20.050	
5	2:01.111	59.277		43.315		18.519		13	2:05.275	1:00.794		44.553		19.928	
6	2:00.522	57.243		42.656		20.623		14	2:02.902	59.481		43.708		19.713	
7	1:56.840	56.675		41.977		18.188		15	2:02.122	58.761		43.667		19.694	
8	1:56.799	55.891		41.882		19.026		16	2:02.220	58.083		43.196		20.941	

**88 Josef Schumacher , Ferrari 458 GT3 /**

**theoretical besttime: 2:14.973**

Lap	Time	S1	V1	S2	V2	S3	V3	Lap	Time	S1	V1	S2	V2	S3	V3
1	37:36.793			57.306		27.421		3	<b>2:14.973</b>	<b>1:04.931</b>		<b>48.402</b>		<b>21.634</b>	
2	2:23.495	1:07.532		52.885		23.078									

**933 , /**

**theoretical besttime: 2:15.885**

Lap	Time	S1	V1	S2	V2	S3	V3	Lap	Time	S1	V1	S2	V2	S3	V3
1	8:13.791			48.420				6	2:26.817	1:09.471		53.636		23.710	
2	9:11.001	7:57.135		<b>46.297</b>				7	2:27.814	1:11.280		53.182		23.352	
3	7:01.570	5:44.751		52.940		23.879		8	2:24.785	1:10.033		52.170		22.582	
4	2:36.813	1:18.219		54.661		23.933		9	2:23.412	1:08.271		52.656		<b>22.485</b>	
5	2:31.194	1:10.831		56.051		24.312		10	<b>2:22.119</b>	<b>1:07.103</b>		52.119		22.897	

**940 Clemens Gauthier , Radical SR3 /**

**theoretical besttime: 2:25.477**

Lap	Time	S1	V1	S2	V2	S3	V3	Lap	Time	S1	V1	S2	V2	S3	V3
1	9:37.836					29.307		5	4:56.224	3:38.264		53.497		<b>24.463</b>	
2	<b>2:40.846</b>	1:18.195		57.352		25.299		6	2:32.029	<b>1:08.651</b>		<b>52.356</b>			
3	2:51.689	1:14.915		55.964				7	7:04.561	5:42.681		57.108		24.772	
4	7:24.604	6:02.991		56.121		25.492									

**945 Nicolas Clemm , BMW i8 /**

**theoretical besttime: 2:24.774**

Lap	Time	S1	V1	S2	V2	S3	V3	Lap	Time	S1	V1	S2	V2	S3	V3
1	9:26.098			1:07.445				6	6:51.680	5:26.236		59.251		26.193	
2	8:31.131	7:13.365		52.917		24.849		7	2:30.214	1:10.714		55.139		24.361	
3	2:40.358	1:08.556		59.365				8	2:27.683	1:09.227		54.317		24.139	
4	3:40.852	2:21.275		55.617		<b>23.960</b>		9	<b>2:27.368</b>	1:08.665		54.443		24.260	
5	2:32.966	<b>1:08.061</b>		<b>52.753</b>				10	2:28.706	1:09.566		54.627		24.513	

**946 Dominik Clemm , BMW M4 GT4 /**

**theoretical besttime: 1:59.821**

Lap	Time	S1	V1	S2	V2	S3	V3	Lap	Time	S1	V1	S2	V2	S3	V3
1	5:42.005			1:05.189		26.823		6	5:05.432	3:32.624		1:04.260		28.548	
2	<b>2:04.869</b>	<b>43.770</b>		56.241		24.858		7	3:10.688	1:21.666		1:08.178			
3	2:26.902	1:09.483		53.661		23.758		8	13:53.524	12:17		1:07.671		28.029	
4	2:23.159	1:07.108		<b>52.832</b>		<b>23.219</b>		9	2:46.899	1:17.973		1:02.194		26.732	
5	2:22.055							10	2:54.388	1:16.320		1:03.734			

**951 ? Münch , LMP2 /**

**theoretical besttime: 1:56.851**

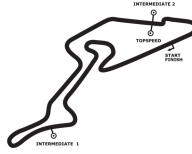
Lap	Time	S1	V1	S2	V2	S3	V3	Lap	Time	S1	V1	S2	V2	S3	V3
1	26:36.918			45.559				5	1:57.964	<b>55.326</b>		44.083		18.555	
2	3:34.971	2:32.621		43.688		18.662		6	<b>1:57.249</b>	55.644		<b>43.231</b>		18.374	
3	1:58.128	56.230		43.348		18.550		7	2:07.763	57.561		44.477			
4	1:57.593	55.415		43.884		<b>18.294</b>									

# European Speed Club Nürburgring GP Oktober

Nürburgring GP, length 5148 m

04.10.2021

European Speed Club



## Lap Analysis GTR session 1,

**952 ? Münch , LMP3 /**

**theoretical besttime: 2:01.367**

Lap	Time	S1	V1	S2	V2	S3	V3	Lap	Time	S1	V1	S2	V2	S3	V3
1	6:51.793			58.879				8	2:05.198	1:01.285		44.487		19.426	
2	3:15.462	2:02.904		50.522		22.036		9	2:13.214	59.519		44.414			
3	2:15.091	1:06.214		47.913		20.964		10	4:09.591	2:51.549		46.915			
4	2:11.434	1:04.298		46.574		20.562		11	3:40.760	2:36.716		44.598		19.446	
5	2:15.863	1:03.206		45.716				12	2:12.161	<b>58.737</b>		52.934		20.490	
6	4:30.880	3:25.845		45.171		19.864		13	2:07.125	1:03.069		44.565		19.491	
7	2:05.586	1:01.306		44.241		20.039		14	<b>2:01.533</b>	58.903		<b>43.511</b>		<b>19.119</b>	

**953 ? Münch , Ferrari 458 /**

**theoretical besttime: 7:15.427**

Lap	Time	S1	V1	S2	V2	S3	V3	Lap	Time	S1	V1	S2	V2	S3	V3
1	5:46.091							3	<b>2:08.752</b>						
2	7:15.427	<b>6:07.211</b>		<b>47.732</b>		<b>20.484</b>									

**955 Johannes Linder , Porsche 991 GT3 Cup /**

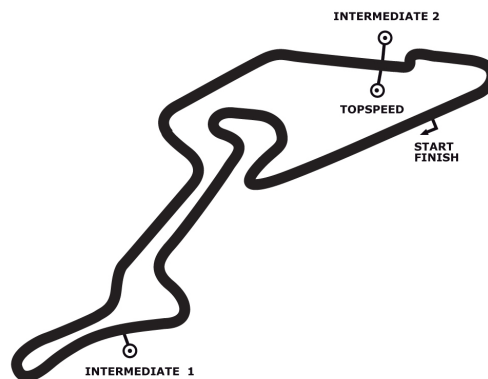
**theoretical besttime: 2:08.783**

Lap	Time	S1	V1	S2	V2	S3	V3	Lap	Time	S1	V1	S2	V2	S3	V3
1	29:56.469			54.793		25.710		5	2:10.738	1:02.040		47.784		20.914	
2	2:19.768	1:07.061		50.234		22.473		6	2:09.378	1:01.336		47.156		20.886	
3	2:14.591	1:04.107		48.546		21.938		7	<b>2:08.783</b>	<b>1:00.921</b>		<b>47.105</b>		<b>20.757</b>	
4	2:12.720	1:03.574		47.897		21.249									



# European Speed Club Nürburgring GP Oktober

## GTR session 2



**Nürburgring GP 5148 m**

**04.10.2021**

# European Speed Club Nürburgring GP Oktok

04.10.2021

Nürburgring GP, Length 5148 m



## Result GTR session 2

Pl.	Nr.	Cl.	Entrant Driver	Car	Lap	Laptime Gap	Int	Average Fastest
1	55		<b>Parrow Steve</b> ()	LMP 3	17	<b>1:52.736</b>		164.391
2	951		<b>Münch ?</b> ()	LMP2	5	<b>1:56.240</b> 03.504	03.504	159.436
3	952		<b>Münch ?</b> ()	LMP3	16	<b>1:56.962</b> 04.226	00.722	158.451
4	88		<b>Schumacher Josef</b> ()	Ferrari 458 GT3	18	<b>2:01.821</b> 09.085	04.859	152.131
5	33		<b>Breitmeier Eckhard</b> ()	Ferrari 488 GT3	17	<b>2:03.281</b> 10.545	01.460	150.330
6	955		<b>Linder Johannes</b> ()	Porsche 991 GT3 Cup	15	<b>2:05.245</b> 12.509	01.964	147.972
7	940		<b>Gauthier Clemens</b> ()	Radical SR3	13	<b>2:11.846</b> 19.110	06.601	140.564
8	953		<b>Münch ?</b> ()	Ferrari 458	17	<b>2:12.297</b> 19.561	00.451	140.085
9	50		<b>()</b>		5	<b>2:13.118</b> 20.382	00.821	139.221
10	945		<b>Clemm Nicolas</b> ()	BMW i8	15	<b>2:14.314</b> 21.578	01.196	137.981
11	946		<b>Clemm Dominik</b> ()	BMW M4 GT4	4	<b>2:40.992</b> 48.256	26.678	115.116

# European Speed Club Nürburgring GP Okto

04.10.2021

Nürburgring GP, Length 5148 m



European Speed Club

## Lap by Lap GTR session 2

<b>33 Breitmeier, Eckhard / / Ferrari 488 GT3</b>															
1	4:33.388	2	2:12.544	3	2:06.003	4	2:08.325	5	2:03.710	6	<b>2:03.281</b>	pit	2:14.581	8	5:02.622
9	2:05.570	10	2:05.746	11	2:05.009	12	2:03.513	13	2:03.790	14	2:03.977	15	2:03.792	16	2:03.487
17	2:04.187														

<b>50 , / /</b>															
1	8:18.527	2	2:17.874	3	<b>2:13.118</b>	4	2:14.183	pit	2:25.864						

<b>55 Parrow, Steve / / LMP 3</b>															
1	4:20.143	2	1:56.336	3	1:54.184	4	1:53.382	5	1:52.984	6	<b>1:52.736</b>	pit	1:58.719	8	6:27.455
pit	1:58.970	10	4:48.908	11	1:56.882	12	1:57.057	13	1:56.762	14	1:57.757	15	1:56.707	16	1:56.175
pit	2:08.358														

<b>88 Schumacher, Josef / / Ferrari 458 GT3</b>															
1	4:32.056	2	2:13.617	3	2:07.210	4	2:08.072	5	2:03.448	pit	2:17.546	7	4:41.396	8	2:03.256
9	2:02.197	10	2:03.335	11	2:04.047	pit	2:16.191	pit	00.088	14	4:04.417	15	<b>2:01.821</b>	pit	2:19.202
pit	00.119	18	2:30.205												

<b>940 Gauthier, Clemens / / Radical SR3</b>															
1	5:44.243	2	2:22.569	3	2:22.363	4	2:19.240	5	2:23.205	6	2:18.279	7	2:16.309	8	2:14.192
9	2:15.308	10	2:14.897	pit	2:21.012	12	10:17.370	13	<b>2:11.846</b>						

<b>945 Clemm, Nicolas / / BMW i8</b>															
1	6:25.151	2	2:19.503	3	2:20.260	4	2:17.295	5	2:15.408	6	<b>2:14.314</b>	pit	2:26.319	8	5:56.406
9	2:23.291	10	2:20.799	11	2:20.075	12	2:16.543	13	2:18.207	14	2:16.411	15	2:16.039		

<b>946 Clemm, Dominik / / BMW M4 GT4</b>															
1	8:11.533	2	<b>2:40.992</b>	pit	2:55.690	4	28:16.159								

<b>951 Münch, ? / / LMP2</b>															
1	11:59.656	2	<b>1:56.240</b>	pit	2:04.213	4	4:46.005	pit	2:10.572						

<b>952 Münch, ? / / LMP3</b>															
1	4:51.215	2	2:01.992	3	2:00.517	4	2:03.926	5	1:58.501	6	1:58.225	pit	2:06.765	8	4:46.246
pit	2:06.854	10	3:22.041	11	<b>1:56.962</b>	12	1:57.110	13	1:57.091	pit	2:07.630	15	4:33.711	16	1:57.449

<b>953 Münch, ? / / Ferrari 458</b>															
1	6:47.255	2	2:21.906	3	2:18.528	4	2:15.941	5	2:17.451	6	2:15.402	7	2:15.117	8	2:15.045
9	2:15.654	10	2:18.808	11	2:14.149	12	2:14.921	13	2:14.628	14	<b>2:12.297</b>	15	2:12.559	16	2:13.976
17	2:13.845														

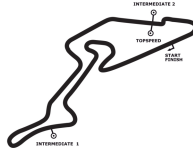
<b>955 Linder, Johannes / / Porsche 991 GT3 Cup</b>															
1	5:40.891	2	2:11.383	3	2:09.495	4	2:10.059	5	2:08.182	6	2:07.447	7	2:06.574	8	2:07.082
9	2:07.650	10	2:07.931	11	2:21.050	12	8:45.065	13	2:08.983	14	2:07.194	15	<b>2:05.245</b>		

# European Speed Club Nürburgring GP Oktober

Nürburgring GP, length 5148 m

04.10.2021

European Speed Club



## Lap Analysis GTR session 2,

**33 Eckhard Breitmeier , Ferrari 488 GT3 /**

**theoretical besttime: 2:02.670**

Lap	Time	S1	V1	S2	V2	S3	V3	Lap	Time	S1	V1	S2	V2	S3	V3
1	4:33.388			49.094		21.969		10	2:05.746	59.631		45.605		20.510	
2	2:12.544	1:02.558		47.664		22.322		11	2:05.009	58.703		46.255		20.051	
3	2:06.003	1:00.121		45.617		20.265		12	2:03.513	58.692		<b>44.776</b>		<b>20.045</b>	
4	2:08.325	59.547		48.600		20.178		13	2:03.790	58.505		44.779		20.506	
5	2:03.710	58.181		45.285		20.244		14	2:03.977	58.852		44.974		20.151	
6	<b>2:03.281</b>	58.113		45.083		20.085		15	2:03.792	<b>57.849</b>		45.746		20.197	
7	2:14.581	59.268		45.898				16	2:03.487	58.067		45.002		20.418	
8	5:02.622	3:55.921		46.076		20.625		17	2:04.187	58.758		45.315		20.114	
9	2:05.570	59.782		45.663		20.125									

**50 , /**

**theoretical besttime:**

Lap	Time	S1	V1	S2	V2	S3	V3	Lap	Time	S1	V1	S2	V2	S3	V3
1	8:18.527							4	2:14.183						
2	2:17.874							5	2:25.864						
3	<b>2:13.118</b>														

**55 Steve Parrow , LMP 3 /**

**theoretical besttime: 1:52.452**

Lap	Time	S1	V1	S2	V2	S3	V3	Lap	Time	S1	V1	S2	V2	S3	V3
1	4:20.143			45.754		18.947		10	4:48.908	3:46.804		42.674		19.430	
2	1:56.336	55.808		42.370		18.158		11	1:56.882	55.314		42.438		19.130	
3	1:54.184	54.053		41.919		18.212		12	1:57.057	55.661		42.429		18.967	
4	1:53.382	53.937		41.482		17.963		13	1:56.762	55.484		42.200		19.078	
5	1:52.984	53.763		41.396		17.825		14	1:57.757	55.669		43.164		18.924	
6	<b>1:52.736</b>	53.811		<b>41.140</b>		<b>17.785</b>		15	1:56.707	55.445		42.538		18.724	
7	1:58.719	54.689		41.180				16	1:56.175	55.034		42.328		18.813	
8	6:27.455	5:27.521		41.928		18.006		17	2:08.358	56.326		42.564			
9	1:58.970	<b>53.527</b>		42.233											

**88 Josef Schumacher , Ferrari 458 GT3 /**

**theoretical besttime: 2:01.639**

Lap	Time	S1	V1	S2	V2	S3	V3	Lap	Time	S1	V1	S2	V2	S3	V3
1	4:32.056			50.437		21.795		10	2:03.335	57.395		44.989		20.951	
2	2:13.617	1:02.869		47.766		22.982		11	2:04.047	57.791		45.143		21.113	
3	2:07.210	1:01.071		46.066		20.073		12	2:16.191	57.661		45.919			
4	2:08.072	59.769		48.376		19.927		13	00.088						
5	2:03.448	58.401		44.974		20.073		14	4:04.417	2:59.070		45.531		19.816	
6	2:17.546	58.389		45.873				15	<b>2:01.821</b>	<b>57.258</b>		<b>44.797</b>		19.766	
7	4:41.396	3:35.174		46.424		19.798		16	2:19.202	57.832		45.617			
8	2:03.256	58.297		45.255		19.704		17	00.119						
9	2:02.197	57.535		45.078		<b>19.584</b>		18	2:30.205	1:24.706		45.909		19.590	

**940 Clemens Gauthier , Radical SR3 /**

**theoretical besttime: 2:11.846**

Lap	Time	S1	V1	S2	V2	S3	V3	Lap	Time	S1	V1	S2	V2	S3	V3
1	5:44.243			58.231		23.184		8	2:14.192	1:03.659		48.865		21.668	
2	2:22.569	1:07.278		52.369		22.922		9	2:15.308	1:03.970		49.734		21.604	
3	2:22.363	1:07.795		52.203		22.365		10	2:14.897	1:03.568		49.213		22.116	
4	2:19.240	1:06.103		51.103		22.034		11	2:21.012	1:03.172		49.228			
5	2:23.205	1:07.420		51.197		24.588		12	10:17.370	9:07.498		48.962		20.910	
6	2:18.279	1:05.460		50.682		22.137		13	<b>2:11.846</b>	<b>1:02.671</b>		<b>48.513</b>		<b>20.656</b>	
7	2:16.309	1:04.797		50.088		21.424									

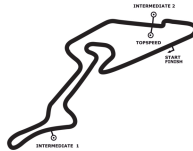


# European Speed Club Nürburgring GP Oktober

Nürburgring GP, length 5148 m

04.10.2021

European Speed Club



## Lap Analysis GTR session 2,

**945 Nicolas Clemm , BMW i8 /**

**theoretical besttime: 2:14.248**

Lap	Time	S1	V1	S2	V2	S3	V3	Lap	Time	S1	V1	S2	V2	S3	V3
1	6:25.151			59.123		23.464		9	2:23.291	1:06.746		53.014		23.531	
2	2:19.503	1:05.251		51.570		22.682		10	2:20.799	1:05.787		51.835		23.177	
3	2:20.260	1:04.489		53.704		22.067		11	2:20.075	1:05.442		51.901		22.732	
4	2:17.295	1:03.195		51.768		22.332		12	2:16.543	1:03.912		50.362		22.269	
5	2:15.408	1:03.199		50.301		<b>21.908</b>		13	2:18.207	1:04.681		50.794		22.732	
6	<b>2:14.314</b>	<b>1:02.334</b>		<b>50.006</b>		21.974		14	2:16.411	1:03.736		50.136		22.539	
7	2:26.319	1:03.743		51.041				15	2:16.039	1:03.409		50.098		22.532	
8	5:56.406	4:37.230		54.802		24.374									

**946 Dominik Clemm , BMW M4 GT4 /**

**theoretical besttime: 2:40.915**

Lap	Time	S1	V1	S2	V2	S3	V3	Lap	Time	S1	V1	S2	V2	S3	V3
1	8:11.533			1:02.187		27.613		3	2:55.690	<b>1:15.311</b>		1:00.552			
2	<b>2:40.992</b>	1:15.388		<b>59.433</b>		<b>26.171</b>		4	28:16.159	26:42		1:05.277		28.024	

**951 ? Münch , LMP2 /**

**theoretical besttime: 1:55.828**

Lap	Time	S1	V1	S2	V2	S3	V3	Lap	Time	S1	V1	S2	V2	S3	V3
1	11:59.656			46.198		19.014		4	4:46.005	3:44.365		43.182		18.458	
2	<b>1:56.240</b>	55.288		<b>42.547</b>		<b>18.405</b>		5	2:10.572	55.777		49.780			
3	2:04.213	<b>54.876</b>		45.195											

**952 ? Münch , LMP3 /**

**theoretical besttime: 1:55.947**

Lap	Time	S1	V1	S2	V2	S3	V3	Lap	Time	S1	V1	S2	V2	S3	V3
1	4:51.215			48.031		20.096		9	2:06.854	56.718		43.157			
2	2:01.992	58.757		44.142		19.093		10	3:22.041	2:19.847		43.576		18.618	
3	2:00.517	57.485		43.888		19.144		11	<b>1:56.962</b>	55.810		42.716		<b>18.436</b>	
4	2:03.926	58.602		46.528		18.796		12	1:57.110	55.955		42.574		18.581	
5	1:58.501	56.751		43.011		18.739		13	1:57.091	55.637		42.948		18.506	
6	1:58.225	56.557		42.988		18.680		14	2:07.630	55.637		<b>42.133</b>			
7	2:06.765	55.523		42.697				15	4:33.711	3:32.599		42.591		18.521	
8	4:46.246	3:43.635		43.804		18.807		16	1:57.449	<b>55.378</b>		43.615		18.456	

**953 ? Münch , Ferrari 458 /**

**theoretical besttime: 2:11.948**

Lap	Time	S1	V1	S2	V2	S3	V3	Lap	Time	S1	V1	S2	V2	S3	V3
1	6:47.255			54.806		25.341		10	2:18.808	1:06.605		50.601		21.602	
2	2:21.906	1:07.399		51.419		23.088		11	2:14.149	1:02.557		49.872		21.720	
3	2:18.528	1:06.123		50.269		22.136		12	2:14.921	1:03.405		49.737		21.779	
4	2:15.941	1:03.926		49.958		22.057		13	2:14.628	1:03.135		49.211		22.282	
5	2:17.451	1:04.670		50.891		21.890		14	<b>2:12.297</b>	1:02.018		48.759		<b>21.520</b>	
6	2:15.402	1:03.584		49.726		22.092		15	2:12.559	<b>1:01.743</b>		49.049		21.767	
7	2:15.117	1:02.705		50.292		22.120		16	2:13.976	1:03.158		49.136		21.682	
8	2:15.045	1:03.334		49.916		21.795		17	2:13.845	1:03.600		<b>48.685</b>		21.560	
9	2:15.654	1:04.177		49.899		21.578									

**955 Johannes Linder , Porsche 991 GT3 Cup /**

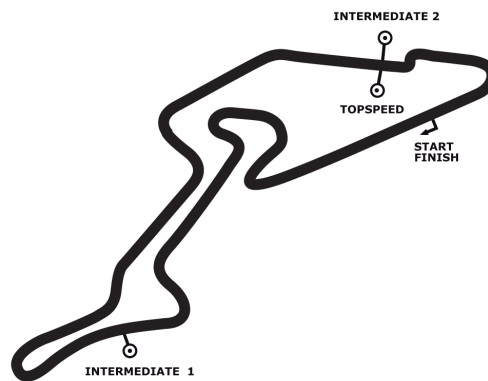
**theoretical besttime: 2:05.245**

Lap	Time	S1	V1	S2	V2	S3	V3	Lap	Time	S1	V1	S2	V2	S3	V3
1	5:40.891			49.521		22.029		9	2:07.650	59.755		47.149		20.746	
2	2:11.383	1:01.782		48.349		21.252		10	2:07.931	1:00.096		47.230		20.605	
3	2:09.495	1:01.144		47.389		20.962		11	2:21.050	1:03.372		49.833			
4	2:10.059	1:01.379		47.688		20.992		12	8:45.065	7:35.460		48.422		21.183	
5	2:08.182	1:00.320		47.045		20.817		13	2:08.983	1:01.123		46.922		20.938	
6	2:07.447	59.969		46.899		20.579		14	2:07.194	1:00.067		46.774		20.353	
7	2:06.574	59.662		46.501		20.411		15	<b>2:05.245</b>	<b>58.902</b>		<b>45.991</b>		<b>20.352</b>	
8	2:07.082	59.627		46.814		20.641									



# European Speed Club Nürburgring GP Oktober

## GTR session 3



**Nürburgring GP 5148 m**

**04.10.2021**

# European Speed Club Nürburgring GP Oktok

04.10.2021

Nürburgring GP, Length 5148 m



## Result GTR session 3

Pl.	Nr.	Cl.	Entrant Driver	Car	Lap	Laptime Gap	Int	Average Fastest
1	951		Münch ? ()	LMP2	15	1:49.506		169.240
2	55		Parrow Steve ()	LMP 3	15	1:57.322 07.816	07.816	157.965
3	388		Ehret Pierre ()		3	1:59.336 09.830	02.014	155.299
4	88		Schumacher Josef ()	Ferrari 458 GT3	11	2:02.330 12.824	02.994	151.498
5	33		Breitmeier Eckhard ()	Ferrari 488 GT3	18	2:03.491 13.985	01.161	150.074
6	955		Linder Johannes ()	Porsche 991 GT3 Cup	12	2:07.242 17.736	03.751	145.650
7	953		Münch ? ()	Ferrari 458	17	2:08.726 19.220	01.484	143.971
8	945		Clemm Nicolas ()	BMW i8	14	2:13.668 24.162	04.942	138.648
9	940		Gauthier Clemens ()	Radical SR3	3	2:24.926 35.420	11.258	127.878
10	946		Clemm Dominik ()	BMW M4 GT4	10	2:36.218 46.712	11.292	118.634

# European Speed Club Nürburgring GP Okto

04.10.2021

Nürburgring GP, Length 5148 m



## European Speed Club

### Lap by Lap GTR session 3

<b>33 Breitmeier, Eckhard / / Ferrari 488 GT3</b>															
1	3:29.308	2	2:07.387	3	2:03.617	4	<b>2:03.491</b>	5	2:06.960	6	2:05.891	7	2:04.342	pit	2:14.786
9	5:32.878	10	2:04.981	11	2:03.784	12	2:05.812	13	2:04.215	14	2:03.771	15	2:04.898	16	2:05.061
17	2:04.445	18	2:04.760												

<b>55 Parrow, Steve / / LMP 3</b>															
1	5:33.830	2	2:02.218	3	1:58.367	4	1:58.349	5	1:59.432	6	1:57.674	pit	2:08.602	8	6:21.712
9	<b>1:57.322</b>	10	1:59.912	11	1:59.364	12	1:57.896	pit	2:06.800	14	6:59.628	15	1:58.549		

<b>88 Schumacher, Josef / / Ferrari 458 GT3</b>															
1	4:24.500	2	2:12.386	3	2:06.727	4	2:03.921	pit	2:35.873	6	3:34.508	7	2:04.090	8	<b>2:02.330</b>
pit	3:00.771	10	7:01.953	pit	2:35.281										

<b>388 Ehret, Pierre / /</b>															
1	28:26.006	2	<b>1:59.336</b>	pit	2:07.562										

<b>940 Gauthier, Clemens / / Radical SR3</b>															
pit	24:40.510	2	7:03.127	3	<b>2:24.926</b>										

<b>945 Clemm, Nicolas / / BMW i8</b>															
1	5:25.841	2	2:31.071	3	2:26.590	4	2:25.586	5	2:23.888	6	2:23.909	pit	2:35.708	8	7:31.762
9	2:18.909	10	2:19.870	11	2:15.876	12	<b>2:13.668</b>	13	2:16.551	14	2:14.234				

<b>946 Clemm, Dominik / / BMW M4 GT4</b>															
1	8:44.545	2	2:41.717	3	2:45.442	4	<b>2:36.218</b>	pit	2:50.566	6	10:11.510	7	2:37.789	8	2:46.956
9	2:44.947	10	2:38.417												

<b>951 Münch, ? / / LMP2</b>															
1	3:31.553	2	1:51.111	3	<b>1:49.506</b>	4	1:52.913	pit	1:58.839	6	8:15.960	7	2:00.580	8	1:57.336
pit	2:02.565	10	5:05.546	11	1:58.229	12	1:55.365	13	1:56.620	14	1:53.835	pit	2:04.020		

<b>953 Münch, ? / / Ferrari 458</b>															
1	3:40.770	2	2:16.686	3	2:13.681	4	2:12.344	5	2:11.059	6	2:09.672	7	2:16.307	8	2:10.743
9	2:09.062	10	2:08.809	11	<b>2:08.726</b>	12	2:10.209	13	2:15.665	14	2:10.464	15	2:09.229	16	2:10.537
pit	2:23.783														

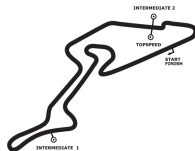
<b>955 Linder, Johannes / / Porsche 991 GT3 Cup</b>															
1	8:55.484	2	2:11.492	3	2:08.438	4	<b>2:07.242</b>	5	2:07.537	pit	2:18.226	7	11:49.451	8	2:08.860
9	2:07.836	10	2:07.437	11	2:08.761	12	2:24.701								

# European Speed Club Nürburgring GP Oktober

Nürburgring GP, length 5148 m

04.10.2021

European Speed Club



## Lap Analysis GTR session 3,

**33 Eckhard Breitmeier , Ferrari 488 GT3 /**

**theoretical besttime: 2:02.688**

Lap	Time	S1	V1	S2	V2	S3	V3	Lap	Time	S1	V1	S2	V2	S3	V3
1	3:29.308			49.828		22.423		10	2:04.981	58.762		45.708		20.511	
2	2:07.387	1:00.678		45.892		20.817		11	2:03.784	58.380		45.188		20.216	
3	2:03.617	58.605		45.259		<b>19.753</b>		12	2:05.812					21.469	
4	<b>2:03.491</b>	<b>58.231</b>		<b>44.704</b>		20.556		13	2:04.215	59.132		45.036		20.047	
5	2:06.960	59.274		45.498		22.188		14	2:03.771	58.234		45.239		20.298	
6	2:05.891	58.643		46.625		20.623		15	2:04.898	58.893		45.680		20.325	
7	2:04.342	58.937		45.374		20.031		16	2:05.061	59.101		45.543		20.417	
8	2:14.786	58.749		46.349				17	2:04.445	58.320		45.610		20.515	
9	5:32.878	4:24.449		47.370		21.059		18	2:04.760	58.503		45.744		20.513	

**55 Steve Parrow , LMP 3 /**

**theoretical besttime: 1:56.964**

Lap	Time	S1	V1	S2	V2	S3	V3	Lap	Time	S1	V1	S2	V2	S3	V3
1	5:33.830			47.295		20.717		9	<b>1:57.322</b>	55.420		43.016		18.886	
2	2:02.218	57.748		44.937		19.533		10	1:59.912	55.473		44.533		19.906	
3	1:58.367	55.979		43.039		19.349		11	1:59.364						
4	1:58.349	55.495		43.775		19.079		12	1:57.896	56.167		<b>42.876</b>		18.853	
5	1:59.432	56.285		43.452		19.695		13	2:06.800	55.644		43.752			
6	1:57.674	55.706		43.103		18.865		14	6:59.628	5:57.416		43.394		<b>18.818</b>	
7	2:08.602	56.141		44.996				15	1:58.549	<b>55.270</b>		44.302		18.977	
8	6:21.712	5:19.327		43.485		18.900									

**88 Josef Schumacher , Ferrari 458 GT3 /**

**theoretical besttime: 2:01.854**

Lap	Time	S1	V1	S2	V2	S3	V3	Lap	Time	S1	V1	S2	V2	S3	V3
1	4:24.500			58.249		23.894		7	2:04.090	59.258		45.234		19.598	
2	2:12.386	1:03.789		47.805		20.792		8	<b>2:02.330</b>	58.286		<b>44.662</b>		<b>19.382</b>	
3	2:06.727	1:00.521		46.197		20.009		9	3:00.771	1:09.017		1:04.136			
4	2:03.921	58.978		45.311		19.632		10	7:01.953	5:57.158		44.923		19.872	
5	2:35.873	59.108		48.505				11	2:35.281	<b>57.810</b>		54.622			
6	3:34.508	2:27.258		47.004		20.246									

**388 Pierre Ehret , /**

**theoretical besttime:**

Lap	Time	S1	V1	S2	V2	S3	V3	Lap	Time	S1	V1	S2	V2	S3	V3
1	28:26.006							3	2:07.562						
2	<b>1:59.336</b>														

**940 Clemens Gauthier , Radical SR3 /**

**theoretical besttime: 2:24.321**

Lap	Time	S1	V1	S2	V2	S3	V3	Lap	Time	S1	V1	S2	V2	S3	V3
1	24:40.510			55.004				3	<b>2:24.926</b>	<b>1:07.836</b>		53.646		23.444	
2	7:03.127	5:46.642		<b>53.430</b>		<b>23.055</b>									

**945 Nicolas Clemm , BMW i8 /**

**theoretical besttime: 2:13.319**

Lap	Time	S1	V1	S2	V2	S3	V3	Lap	Time	S1	V1	S2	V2	S3	V3
1	5:25.841			59.017		25.318		8	7:31.762	6:15.402		53.224		23.136	
2	2:31.071	1:11.381		55.310		24.380		9	2:18.909					22.618	
3	2:26.590	1:08.670		53.919		24.001		10	2:19.870	1:05.391		52.056		22.423	
4	2:25.586	1:08.345		53.794		23.447		11	2:15.876	1:03.452		50.607		21.817	
5	2:23.888	1:06.820		53.420		23.648		12	<b>2:13.668</b>	<b>1:02.451</b>		49.996		<b>21.217</b>	
6	2:23.909	1:06.359		53.926		23.624		13	2:16.551	1:02.523		51.187		22.841	
7	2:35.708	1:07.112		53.296				14	2:14.234	1:02.566		<b>49.647</b>		22.021	

**946 Dominik Clemm , BMW M4 GT4 /**

**theoretical besttime: 2:35.867**

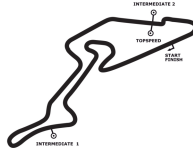
Lap	Time	S1	V1	S2	V2	S3	V3	Lap	Time	S1	V1	S2	V2	S3	V3
1	8:44.545			1:04.904		27.327		6	10:11.510	8:44.036				1:27.474	
2	2:41.717	1:16.300		59.995		25.422		7	2:37.789	1:13.652		<b>58.316</b>		25.821	
3	2:45.442	1:16.550		1:02.574		26.318		8	2:46.956	1:17.183		1:01.472		28.301	
4	<b>2:36.218</b>	<b>1:12.226</b>		58.667		<b>25.325</b>		9	2:44.947	1:17.735		1:01.149		26.063	
5	2:50.566	1:15.693		1:01.584				10	2:38.417	1:13.459		59.108		25.850	

# European Speed Club Nürburgring GP Oktober

Nürburgring GP, length 5148 m

04.10.2021

European Speed Club



## Lap Analysis GTR session 3,

**951 ? Münch , LMP2 /**

**theoretical besttime: 1:49.506**

Lap	Time	S1	V1	S2	V2	S3	V3	Lap	Time	S1	V1	S2	V2	S3	V3
1	3:31.553			42.258		17.771		9	2:02.565	54.413		42.218			
2	1:51.111	53.001		40.374		17.736		10	5:05.546					18.627	
3	<b>1:49.506</b>	<b>52.088</b>		<b>40.125</b>		<b>17.293</b>		11	1:58.229	55.831		41.705		20.693	
4	1:52.913	53.865		40.488		18.560		12	1:55.365	54.570		42.369		18.426	
5	1:58.839	52.476		42.832				13	1:56.620	54.575		41.824		20.221	
6	8:15.960	7:08.337		47.417		20.206		14	1:53.835	54.403		41.320		18.112	
7	2:00.580	57.292		43.411		19.877		15	2:04.020	55.080		42.738			
8	1:57.336	55.615		43.017		18.704									

**953 ? Münch , Ferrari 458 /**

**theoretical besttime: 2:07.932**

Lap	Time	S1	V1	S2	V2	S3	V3	Lap	Time	S1	V1	S2	V2	S3	V3
1	3:40.770			54.508		23.224		10	2:08.809	1:00.452		47.899		<b>20.458</b>	
2	2:16.686	1:04.980		50.029		21.677		11	<b>2:08.726</b>	<b>59.642</b>		48.327		20.757	
3	2:13.681	1:02.545		49.657		21.479		12	2:10.209	1:01.179		<b>47.832</b>		21.198	
4	2:12.344	1:01.503		48.524		22.317		13	2:15.665					22.739	
5	2:11.059	1:01.980		48.098		20.981		14	2:10.464	1:00.765		49.138		20.561	
6	2:09.672	1:00.668		47.875		21.129		15	2:09.229	1:00.087		48.456		20.686	
7	2:16.307	1:03.894		50.602		21.811		16	2:10.537	1:00.564		48.515		21.458	
8	2:10.743	1:01.340		48.338		21.065		17	2:23.783	1:02.532		48.567			
9	2:09.062	59.981		47.998		21.083									

**955 Johannes Linder , Porsche 991 GT3 Cup /**

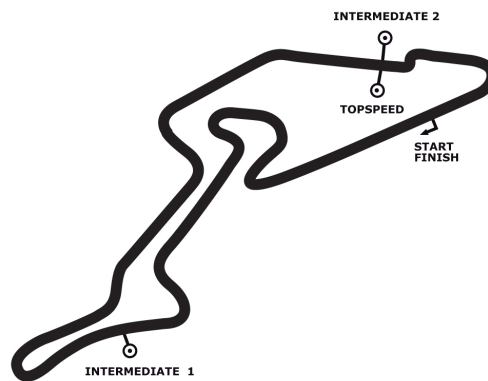
**theoretical besttime: 2:07.056**

Lap	Time	S1	V1	S2	V2	S3	V3	Lap	Time	S1	V1	S2	V2	S3	V3
1	8:55.484			49.715		21.960		7	11:49.451	10:40		48.095		21.019	
2	2:11.492	1:02.560		47.914		21.018		8	2:08.860	1:00.296		47.470		21.094	
3	2:08.438	1:00.272		47.281		20.885		9	2:07.836	1:00.095		47.126		20.615	
4	<b>2:07.242</b>	59.673		<b>46.902</b>		20.667		10	2:07.437	<b>59.637</b>		47.105		20.695	
5	2:07.537	59.822		47.198		<b>20.517</b>		11	2:08.761	59.859		48.137		20.765	
6	2:18.226	1:01.216		48.928				12	2:24.701	1:03.165		51.909			



# European Speed Club Nürburgring GP Oktober

## GTR session 4



**Nürburgring GP 5148 m**

**04.10.2021**

# European Speed Club Nürburgring GP Oktok

04.10.2021

Nürburgring GP, Length 5148 m



## Result GTR session 4

Pl.	Nr.	Cl.	Entrant Driver	Car	Lap	Laptime Gap	Int	Average Fastest
1	951		Münch ? ()	LMP2	14	1:52.281		165.057
2	55		Parrow Steve ()	LMP 3	14	1:55.278 02.997	02.997	160.766
3	388		Ehret Pierre ()		14	1:58.701 06.420	03.423	156.130
4	88		Schumacher Josef ()	Ferrari 458 GT3	16	1:59.565 07.284	00.864	155.002
5	33		Breitmeier Eckhard ()	Ferrari 488 GT3	16	2:02.932 10.651	03.367	150.757
6	955		Linder Johannes ()	Porsche 991 GT3 Cup	13	2:04.788 12.507	01.856	148.514
7	953		Münch ? ()	Ferrari 458	8	2:09.986 17.705	05.198	142.575
8	940		Gauthier Clemens ()	Radical SR3	10	2:10.002 17.721	00.016	142.558
9	945		Clemm Nicolas ()	BMW i8	13	2:14.015 21.734	04.013	138.289
10	946		Clemm Dominik ()	BMW M4 GT4	8	2:40.300 48.019	26.285	115.613



# European Speed Club Nürburgring GP Okto

04.10.2021

Nürburgring GP, Length 5148 m



European Speed Club

## Lap by Lap GTR session 4

<b>33 Breitmeier, Eckhard / / Ferrari 488 GT3</b>															
1	8:15.916	2	2:17.085	3	2:06.256	4	2:04.560	5	2:05.452	6	2:05.362	7	2:05.559	8	2:03.593
9	2:04.707	pit	2:12.545	11	3:34.708	12	<b>2:02.932</b>	13	2:02.945	14	2:04.775	15	2:08.024	16	2:03.907

<b>55 Parrow, Steve / / LMP 3</b>															
1	8:19.219	2	2:02.229	3	1:59.054	pit	2:04.976	5	5:46.770	6	2:02.706	7	1:56.147	8	1:55.407
9	<b>1:55.278</b>	10	1:55.443	pit	2:08.745	12	5:59.601	13	1:58.220	14	1:55.757				

<b>88 Schumacher, Josef / / Ferrari 458 GT3</b>															
1	8:14.189	2	2:15.517	3	2:05.579	4	2:02.267	5	2:01.069	pit	2:20.720	7	2:40.005	8	2:01.941
9	2:00.671	10	2:02.127	11	2:00.017	pit	2:18.722	13	3:26.208	14	2:00.199	15	<b>1:59.565</b>	16	2:00.264

<b>388 Ehret, Pierre / /</b>															
1	14:54.096	2	2:02.500	3	1:59.366	4	1:59.940	5	1:59.619	6	1:59.714	7	<b>1:58.701</b>	pit	2:06.426
9	4:01.798	10	1:59.478	11	1:59.293	12	1:59.580	13	1:59.164	14	2:02.020				

<b>940 Gauthier, Clemens / / Radical SR3</b>															
1	8:40.311	2	4:36.733	3	2:15.653	4	2:17.701	5	4:30.902	pit	2:25.860	7	6:24.186	8	2:10.708
9	<b>2:10.002</b>	10	4:20.678												

<b>945 Clemm, Nicolas / / BMW i8</b>															
1	11:24.831	2	2:18.477	3	2:16.395	4	2:17.950	5	2:15.665	6	2:14.184	pit	2:33.858	8	6:17.322
9	2:15.689	10	<b>2:14.015</b>	11	2:16.972	12	2:16.071	13	2:16.727						

<b>946 Clemm, Dominik / / BMW M4 GT4</b>															
1	11:39.913	2	2:41.588	3	<b>2:40.300</b>	pit	2:58.868	5	11:22.716	6	2:40.616	pit	3:24.258	8	3:07.938

<b>951 Münch, ? / / LMP2</b>															
1	7:54.884	2	1:55.808	3	1:54.134	4	1:54.894	pit	1:59.434	6	4:31.322	7	1:54.854	8	1:52.315
9	1:53.186	pit	2:11.592	11	4:43.097	12	<b>1:52.281</b>	13	1:54.455	pit	2:03.420				

<b>953 Münch, ? / / Ferrari 458</b>															
1	10:30.655	2	2:19.073	pit	2:23.294	4	3:19.735	5	2:10.108	6	<b>2:09.986</b>	7	2:24.711	pit	2:41.192

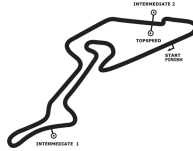
<b>955 Linder, Johannes / / Porsche 991 GT3 Cup</b>															
1	9:35.712	2	2:09.356	3	2:14.424	4	2:07.663	5	2:10.010	6	2:07.804	7	2:07.093	8	2:06.052
9	2:05.295	10	<b>2:04.788</b>	11	2:08.560	12	2:06.651	13	2:21.086						

# European Speed Club Nürburgring GP Oktober

Nürburgring GP, length 5148 m

04.10.2021

European Speed Club



## Lap Analysis GTR session 4,

**33 Eckhard Breitmeier , Ferrari 488 GT3 /**

**theoretical besttime: 2:02.222**

Lap	Time	S1	V1	S2	V2	S3	V3	Lap	Time	S1	V1	S2	V2	S3	V3
1	8:15.916			55.798		24.758		9	2:04.707	58.900		45.465		20.342	
2	2:17.085	1:06.126		49.277		21.682		10	2:12.545	58.383		45.846			
3	2:06.256	1:00.393		45.566		20.297		11	3:34.708	2:29.118		45.488		20.102	
4	2:04.560	58.767		45.547		20.246		12	<b>2:02.932</b>	<b>57.676</b>		45.165		20.091	
5	2:05.452	58.670		46.297		20.485		13	2:02.945	58.399		<b>44.670</b>		<b>19.876</b>	
6	2:05.362	59.038		45.774		20.550		14	2:04.775	58.746		45.891		20.138	
7	2:05.559	59.533		45.497		20.529		15	2:08.024	1:00.804		46.604		20.616	
8	2:03.593	58.114		45.362		20.117		16	2:03.907	58.424		45.506		19.977	

**55 Steve Parrow , LMP 3 /**

**theoretical besttime: 1:55.231**

Lap	Time	S1	V1	S2	V2	S3	V3	Lap	Time	S1	V1	S2	V2	S3	V3
1	8:19.219			46.440		20.566		8	1:55.407	54.559		42.269		18.579	
2	2:02.229	59.205		43.945		19.079		9	<b>1:55.278</b>	54.522		<b>42.262</b>		18.494	
3	1:59.054	56.097		43.733		19.224		10	1:55.443	<b>54.504</b>		42.382		18.557	
4	2:04.976	55.824		43.550				11	2:08.745	55.273		42.987			
5	5:46.770	4:34.357		49.755		22.658		12	5:59.601	4:58.022		42.674		18.905	
6	2:02.706	58.653		44.376		19.677		13	1:58.220	57.130		42.625		<b>18.465</b>	
7	1:56.147	54.900		42.564		18.683		14	1:55.757	54.604		42.441		18.712	

**88 Josef Schumacher , Ferrari 458 GT3 /**

**theoretical besttime: 1:59.468**

Lap	Time	S1	V1	S2	V2	S3	V3	Lap	Time	S1	V1	S2	V2	S3	V3
1	8:14.189			56.488		24.194		9	2:00.671	56.551		44.556		19.564	
2	2:15.517	1:05.237		48.271		22.009		10	2:02.127	57.585		44.653		19.889	
3	2:05.579	59.601		45.766		20.212		11	2:00.017	<b>56.506</b>		44.270		19.241	
4	2:02.267	57.320		45.106		19.841		12	2:18.722	57.707		44.553			
5	2:01.069	56.937		44.565		19.567		13	3:26.208	2:21.490		45.131		19.587	
6	2:20.720	1:01.873		45.010				14	2:00.199	56.916		44.252		19.031	
7	2:40.005	1:35.627		44.550		19.828		15	<b>1:59.565</b>	56.603		<b>44.112</b>		<b>18.850</b>	
8	2:01.941	57.579		44.644		19.718		16	2:00.264	56.774		44.139		19.351	

**388 Pierre Ehret , /**

**theoretical besttime: 1:58.633**

Lap	Time	S1	V1	S2	V2	S3	V3	Lap	Time	S1	V1	S2	V2	S3	V3
1	14:54.096			45.339		19.640		8	2:06.426	56.303		44.982			
2	2:02.500	57.431		44.016		21.053		9	4:01.798	2:58.221		44.331		19.246	
3	1:59.366	56.385		43.860		19.121		10	1:59.478	56.477		43.652		19.349	
4	1:59.940	56.961		43.820		19.159		11	1:59.293	56.649		43.725		18.919	
5	1:59.619	56.908		43.783		18.928		12	1:59.580	56.925		43.598		19.057	
6	1:59.714	56.725		44.095		<b>18.894</b>		13	1:59.164	56.580		43.653		18.931	
7	<b>1:58.701</b>	<b>56.177</b>		<b>43.562</b>		18.962		14	2:02.020	56.389		46.292		19.339	

**940 Clemens Gauthier , Radical SR3 /**

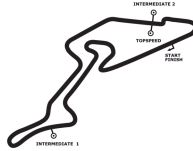
**theoretical besttime: 2:09.364**

Lap	Time	S1	V1	S2	V2	S3	V3	Lap	Time	S1	V1	S2	V2	S3	V3
1	8:40.311			55.901		23.176		6	2:25.860	1:02.635		48.934			
2	4:36.733	3:25.121		49.951		21.661		7	6:24.186	5:14.466		48.849		20.871	
3	2:15.653	1:03.808		50.243		21.602		8	2:10.708	1:01.702		48.091		20.915	
4	2:17.701	1:05.507		50.744		21.450		9	<b>2:10.002</b>	<b>1:01.443</b>		48.145		20.414	
5	4:30.902	3:19.569		50.407		20.926		10	4:20.678	3:12.757		<b>47.609</b>		<b>20.312</b>	

**945 Nicolas Clemm , BMW i8 /**

**theoretical besttime: 2:13.558**

Lap	Time	S1	V1	S2	V2	S3	V3	Lap	Time	S1	V1	S2	V2	S3	V3
1	11:24.831			54.925		23.867		8	6:17.322	5:02.039		52.673		22.610	
2	2:18.477	1:05.172		50.513		22.792		9	2:15.689	1:03.152		50.537		22.000	
3	2:16.395	1:03.373		50.567		22.455		10	<b>2:14.015</b>	<b>1:02.433</b>		50.079		<b>21.503</b>	
4	2:17.950	1:04.255		51.045		22.650		11	2:16.972	1:03.657		51.173		22.142	
5	2:15.665	1:03.703		50.302		21.660		12	2:16.071	1:03.319		50.713		22.039	
6	2:14.184	1:02.927		<b>49.622</b>		21.635		13	2:16.727	1:03.846		50.717		22.164	
7	2:33.858	1:03.180		56.448											



## Lap Analysis GTR session 4,

**946 Dominik Clemm , BMW M4 GT4 /****theoretical besttime: 2:37.942**

Lap	Time	S1	V1	S2	V2	S3	V3	Lap	Time	S1	V1	S2	V2	S3	V3
1	11:39.913			1:01.799		27.028		5	11:22.716	9:54.793		1:01.062		26.861	
2	2:41.588	1:16.079		59.917		<b>25.592</b>		6	2:40.616	1:14.378		59.955		26.283	
3	<b>2:40.300</b>	<b>1:13.17€</b>		<b>59.174</b>		27.950		7	3:24.258	1:25.539		1:18.401			
4	2:58.868	1:21.372		1:03.034				8	3:07.938	1:41.791		1:00.123		26.024	

**951 ? Münch , LMP2 /****theoretical besttime: 1:52.037**

Lap	Time	S1	V1	S2	V2	S3	V3	Lap	Time	S1	V1	S2	V2	S3	V3
1	7:54.884			44.893		19.098		8	1:52.315	53.535		40.815		<b>17.965</b>	
2	1:55.808	55.692		41.798		18.318		9	1:53.186	53.464		41.559		18.163	
3	1:54.134	54.176		41.267		18.691		10	2:11.592	<b>53.276</b>		41.455			
4	1:54.894	55.036		40.937		18.921		11	4:43.097	3:43.734		40.917		18.446	
5	1:59.434	53.612		41.122				12	<b>1:52.281</b>	53.351		<b>40.796</b>		18.134	
6	4:31.322	3:30.492		41.847		18.983		13	1:54.455	53.639		42.663		18.153	
7	1:54.854	55.730		40.893		18.231		14	2:03.420	53.482		41.328			

**953 ? Münch , Ferrari 458 /****theoretical besttime: 2:09.808**

Lap	Time	S1	V1	S2	V2	S3	V3	Lap	Time	S1	V1	S2	V2	S3	V3
1	10:30.655			55.086		24.039		5	2:10.108	1:00.603		<b>48.185</b>		21.320	
2	2:19.073	1:06.077		50.846		22.150		6	<b>2:09.986</b>	<b>1:00.51€</b>		48.363		<b>21.104</b>	
3	2:23.294	1:04.080		49.948				7	2:24.711	1:08.374		53.657		22.680	
4	3:19.735	2:08.963		49.247		21.525		8	2:41.192	1:13.168		53.268			

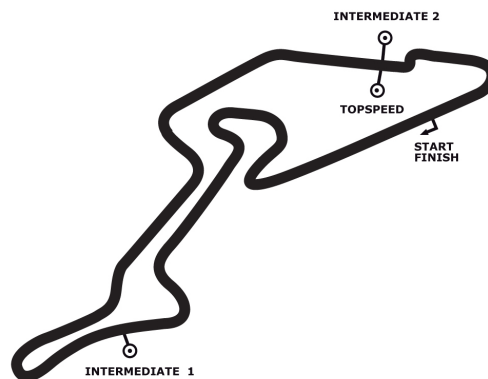
**955 Johannes Linder , Porsche 991 GT3 Cup /****theoretical besttime: 2:04.746**

Lap	Time	S1	V1	S2	V2	S3	V3	Lap	Time	S1	V1	S2	V2	S3	V3
1	9:35.712			50.746		21.677		8	2:06.052	59.547		46.205		20.300	
2	2:09.356	1:01.201		47.001		21.154		9	2:05.295	59.187		<b>46.026</b>		20.082	
3	2:14.424	1:04.046		49.370		21.008		10	<b>2:04.788</b>	<b>58.983</b>		46.068		<b>19.737</b>	
4	2:07.663	1:00.148		46.995		20.520		11	2:08.560	1:00.800		47.505		20.255	
5	2:10.010	1:01.595		47.236		21.179		12	2:06.651	58.983		47.101		20.567	
6	2:07.804	59.968		47.122		20.714		13	2:21.086	1:02.640		52.271			
7	2:07.093	59.599		47.012		20.482									



# European Speed Club Nürburgring GP Oktober

## GTR session 5



**Nürburgring GP 5148 m**

**04.10.2021**

# European Speed Club Nürburgring GP Oktok

04.10.2021

Nürburgring GP, Length 5148 m



## Result GTR session 5

Pl.	Nr.	Cl. Entrant Driver	Car	Lap	Laptime Gap	Int	Average Fastest
1	951	Münch ? ()	LMP2	17	1:49.901		168.632
2	55	Parrow Steve ()	LMP 3	18	1:52.220 02.319	02.319	165.147
3	388	Ehret Pierre ()		7	1:56.286 06.385	04.066	159.373
4	33	Breitmeier Eckhard ()	Ferrari 488 GT3	18	2:01.734 11.833	05.448	152.240
5	50	Ehret Pierre ()		17	2:01.757 11.856	00.023	152.211
6	955	Linder Johannes ()	Porsche 991 GT3 Cup	11	2:05.961 16.060	04.204	147.131
7	945	Clemm Nicolas ()	BMW i8	16	2:11.054 21.153	05.093	141.413
8	940	Gauthier Clemens ()	Radical SR3	5	2:38.667 48.766	27.613	116.803

# European Speed Club Nürburgring GP Okto

04.10.2021

Nürburgring GP, Length 5148 m



European Speed Club

## Lap by Lap GTR session 5

<b>33 Breitmeier, Eckhard / / Ferrari 488 GT3</b>															
1	5:02.690	2	2:07.241	3	2:05.645	4	2:03.794	5	2:04.473	6	2:04.625	7	2:04.430	8	2:04.358
9	2:02.737	10	<b>2:01.734</b>	11	2:03.950	12	2:02.999	13	2:03.743	14	2:02.963	pit	2:12.194	16	5:58.303
17	2:04.589	pit	2:35.869												

<b>50 Ehret, Pierre / /</b>															
1	5:14.139	2	2:13.259	3	2:07.527	4	2:06.464	5	2:05.392	6	2:04.487	7	2:03.588	8	2:02.851
9	2:02.464	10	2:02.849	pit	2:33.221	12	7:06.289	13	2:02.845	14	2:01.978	15	<b>2:01.757</b>	16	2:02.325
pit	2:18.654														

<b>55 Parrow, Steve / / LMP 3</b>															
pit	4:50.534	2	3:20.503	3	2:08.819	4	1:57.648	5	1:56.995	pit	2:05.493	7	5:21.938	8	1:59.974
9	1:59.546	pit	2:06.121	11	4:23.717	12	1:54.674	13	1:53.099	14	1:52.508	15	1:54.528	16	<b>1:52.220</b>
17	1:52.750	pit	1:59.929												

<b>388 Ehret, Pierre / /</b>															
1	4:26.376	2	<b>1:56.286</b>	3	1:56.443	pit	2:02.895	5	3:38.816	6	1:59.368	pit	2:03.445		

<b>940 Gauthier, Clemens / / Radical SR3</b>															
1	10:57.403	2	<b>2:38.667</b>	pit	22:09.857	4	6:15.371	pit	2:20.951						

<b>945 Clemm, Nicolas / / BMW i8</b>															
1	9:17.592	2	2:14.622	3	2:11.803	4	2:21.081	5	<b>2:11.054</b>	6	2:18.053	pit	2:23.292	8	4:53.532
9	2:15.968	10	2:15.688	11	2:14.594	12	2:16.476	13	2:14.269	14	2:13.537	15	2:13.052	pit	2:44.261

<b>951 Münch, ? / / LMP2</b>															
1	9:01.726	2	1:51.592	3	1:50.651	4	<b>1:49.901</b>	5	1:50.220	6	1:51.776	7	1:50.103	pit	1:59.393
9	7:04.215	10	1:54.571	11	1:54.381	12	1:54.439	13	1:55.186	14	1:53.431	15	1:53.717	16	1:52.895
pit	2:08.586														

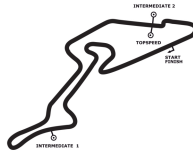
<b>955 Linder, Johannes / / Porsche 991 GT3 Cup</b>															
1	6:08.868	2	2:10.387	3	2:09.536	4	2:08.976	5	2:08.131	6	2:06.932	7	2:06.334	8	<b>2:05.961</b>
9	2:07.031	10	2:06.370	11	2:22.952										

# European Speed Club Nürburgring GP Oktober

Nürburgring GP, length 5148 m

04.10.2021

European Speed Club



## Lap Analysis GTR session 5,

**33 Eckhard Breitmeier , Ferrari 488 GT3 /**

**theoretical besttime: 2:01.734**

Lap	Time	S1	V1	S2	V2	S3	V3	Lap	Time	S1	V1	S2	V2	S3	V3
1	5:02.690			50.336		22.059		10	<b>2:01.734</b>	<b>57.165</b>		<b>44.883</b>		<b>19.686</b>	
2	2:07.241	59.767		46.915		20.559		11	2:03.950	58.685		45.014		20.251	
3	2:05.645	59.317		45.655		20.673		12	2:02.999	58.157		44.946		19.896	
4	2:03.794	58.376		45.200		20.218		13	2:03.743	58.564		45.095		20.084	
5	2:04.473	57.971		46.233		20.269		14	2:02.963	57.855		44.971		20.137	
6	2:04.625	58.343		45.625		20.657		15	2:12.194	58.850		45.223			
7	2:04.430	58.814		45.445		20.171		16	5:58.303	4:51.175		46.569		20.559	
8	2:04.358	58.544		45.590		20.224		17	2:04.589	58.944		45.488		20.157	
9	2:02.737	57.751		44.989		19.997		18	2:35.869	1:07.412		54.770			

**50 Pierre Ehret , /**

**theoretical besttime: 2:01.359**

Lap	Time	S1	V1	S2	V2	S3	V3	Lap	Time	S1	V1	S2	V2	S3	V3
1	5:14.139			52.606		23.348		10	2:02.849	57.667		45.781		19.401	
2	2:13.259	1:04.450		48.205		20.604		11	2:33.221	1:03.557		57.443			
3	2:07.527	1:01.064		46.374		20.089		12	7:06.289	5:59.724		46.625		19.940	
4	2:06.464	1:00.346		45.927		20.191		13	2:02.845	58.012		45.506		19.327	
5	2:05.392	1:00.115		45.308		19.969		14	2:01.978	57.941		44.784		<b>19.253</b>	
6	2:04.487	59.577		45.151		19.759		15	<b>2:01.757</b>	<b>57.352</b>		44.892		19.513	
7	2:03.588	59.127		45.060		19.401		16	2:02.325	58.174		44.840		19.311	
8	2:02.851	58.032		45.330		19.489		17	2:18.654	59.346		48.052			
9	2:02.464	58.426		<b>44.754</b>		19.284									

**55 Steve Parrow , LMP 3 /**

**theoretical besttime: 1:51.971**

Lap	Time	S1	V1	S2	V2	S3	V3	Lap	Time	S1	V1	S2	V2	S3	V3
1	4:50.534			46.183				10	2:06.121	55.624		43.348			
2	3:20.503	2:17.166		44.071		19.266		11	4:23.717	3:22.730		42.547		18.440	
3	2:08.819	1:05.779		43.874		19.166		12	1:54.674	54.559		41.691		18.424	
4	1:57.648	55.443		43.261		18.944		13	1:53.099	53.694		41.449		17.956	
5	1:56.995	55.233		42.846		18.916		14	1:52.508	53.342		41.166		18.000	
6	2:05.493	55.413		43.282				15	1:54.528	53.388		43.169		17.971	
7	5:21.938	4:18.948		43.937		19.053		16	<b>1:52.220</b>	53.389		<b>41.006</b>		<b>17.825</b>	
8	1:59.974	55.814		44.563		19.597		17	1:52.750	<b>53.140</b>		41.479		18.131	
9	1:59.546	56.231		44.326		18.989		18	1:59.929	53.177		42.510			

**388 Pierre Ehret , /**

**theoretical besttime: 1:56.090**

Lap	Time	S1	V1	S2	V2	S3	V3	Lap	Time	S1	V1	S2	V2	S3	V3
1	4:26.376			43.213		20.020		5	3:38.816	2:36.513		42.923		19.380	
2	<b>1:56.286</b>	<b>55.178</b>		42.768		<b>18.340</b>		6	1:59.368	55.408		44.021		19.939	
3	1:56.443	55.307		<b>42.572</b>		18.564		7	2:03.445	56.755		42.802			
4	2:02.895	55.956		42.846											

**940 Clemens Gauthier , Radical SR3 /**

**theoretical besttime: 2:12.329**

Lap	Time	S1	V1	S2	V2	S3	V3	Lap	Time	S1	V1	S2	V2	S3	V3
1	10:57.403			1:03.410		27.284		4	6:15.371	5:05.330		48.715		<b>21.326</b>	
2	<b>2:38.667</b>	1:15.503		58.658		24.506		5	2:20.951	<b>1:02.721</b>		<b>48.282</b>			
3	22:09.857	20:41		54.675											

**945 Nicolas Clemm , BMW i8 /**

**theoretical besttime: 2:10.966**

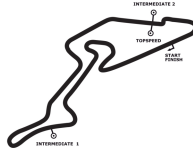
Lap	Time	S1	V1	S2	V2	S3	V3	Lap	Time	S1	V1	S2	V2	S3	V3
1	9:17.592			59.274		24.496		9	2:15.968	1:02.687		51.115		22.166	
2	2:14.622	1:03.365		49.598		21.659		10	2:15.688	1:03.761		49.899		22.028	
3	2:11.803	<b>1:01.604</b>		49.202		<b>20.997</b>		11	2:14.594	1:02.990		49.920		21.684	
4	2:21.081	1:02.401		51.995		26.685		12	2:16.476	1:03.051		50.909		22.516	
5	<b>2:11.054</b>	1:01.659		<b>48.365</b>		21.030		13	2:14.269	1:02.858		49.670		21.741	
6	2:18.053	1:04.913		51.020		22.120		14	2:13.537	1:02.658		49.245		21.634	
7	2:23.292	1:02.077		51.570				15	2:13.052	1:02.409		49.005		21.638	
8	4:53.532	3:39.971		51.054		22.507		16	2:44.261	1:09.529		57.328			

# European Speed Club Nürburgring GP Oktober

Nürburgring GP, length 5148 m

04.10.2021

European Speed Club



## Lap Analysis GTR session 5,

**951 ? Münch , LMP2 /**

**theoretical besttime: 1:49.568**

Lap	Time	S1	V1	S2	V2	S3	V3	Lap	Time	S1	V1	S2	V2	S3	V3
1	9:01.726			43.055		17.867		10	1:54.571	54.567		41.711		18.293	
2	1:51.592	53.198		40.667		17.727		11	1:54.381	53.768		42.240		18.373	
3	1:50.651	52.380		40.629		17.642		12	1:54.439	54.928		41.402		18.109	
4	<b>1:49.901</b>	52.454		<b>40.265</b>		<b>17.182</b>		13	1:55.186	54.481		42.287		18.418	
5	1:50.220	52.649		40.282		17.289		14	1:53.431	53.929		41.192		18.310	
6	1:51.776	<b>52.121</b>		40.357		19.298		15	1:53.717	54.124		41.532		18.061	
7	1:50.103	52.145		40.288		17.670		16	1:52.895	53.940		40.915		18.040	
8	1:59.393	52.900		42.581				17	2:08.586	54.493		44.210			
9	7:04.215	6:03.207		42.432		18.576									

**955 Johannes Linder , Porsche 991 GT3 Cup /**

**theoretical besttime: 2:05.940**

Lap	Time	S1	V1	S2	V2	S3	V3	Lap	Time	S1	V1	S2	V2	S3	V3
1	6:08.868			49.809		22.004		7	2:06.334	59.406		46.613		<b>20.315</b>	
2	2:10.387	1:01.701		47.998		20.688		8	<b>2:05.961</b>	<b>59.229</b>		<b>46.396</b>		20.336	
3	2:09.536	1:00.936		47.563		21.037		9	2:07.031	59.744		46.734		20.553	
4	2:08.976	1:00.902		47.267		20.807		10	2:06.370	59.453		46.557		20.360	
5	2:08.131	59.948		47.367		20.816		11	2:22.952	1:04.492		49.896			
6	2:06.932	59.614		46.760		20.558									